


Single Assessment Institution-Level Pass Rate Data: Traditional Teacher Preparation Program Within IHE


| | |
|--|--|
|  | HEOA - Title II 2013 - 2014 Academic Year |
| | Institution Name |
| | Institution Code |
| | State |

UNIVERSITY ARKANSAS FAYETTEVILLE
6866
Arkansas

April 3, 2015

| Assessment Information ¹ | Group | Number Taking Assessment | Number Passing Assessment | Institutional Pass Rate | Institutional Average Scaled Score | Assessment Cut Score ² | Statewide | | | |
|--|---|--------------------------|---------------------------|-------------------------|------------------------------------|-----------------------------------|--------------------------|---------------------------|---------------------|--------------------------------|
| | | | | | | | Number Taking Assessment | Number Passing Assessment | Statewide Pass Rate | Statewide Average Scaled Score |
| AGRICULTURE (0700) Test Company: ETS Score Range: 250-990 | All enrolled students who have completed all nonclinical courses, 2013-14 | | | | | | 3 | | | |
| | Other enrolled students, 2013-14 | | | | | | 3 | | | |
| | All program completers, 2013-14 | 8 | | | | 510 | 19 | 19 | 100% | 589 |
| | All program completers, 2012-13 | 8 | | | | 510 | 18 | 17 | 94% | 574 |
| | All program completers, 2011-12 | 12 | 12 | 100% | 573 | 510 | 18 | 18 | 100% | 570 |
| ART CONTENT AND ANALYSIS (0135) Test Company: ETS Score Range: 100-200 | All enrolled students who have completed all nonclinical courses, 2013-14 | | | | | | 14 | 11 | 79% | 162 |
| | Other enrolled students, 2013-14 | | | | | | 10 | 6 | 60% | 164 |
| | All program completers, 2013-14 | 10 | 10 | 100% | 173 | 161 | 36 | 34 | 94% | 171 |
| | All program completers, 2012-13 | 3 | | | | 161 | 28 | 28 | 100% | 172 |
| | All program completers, 2011-12 | 5 | | | | 161 | 25 | 25 | 100% | 171 |
| ART CONTENT KNOWLEDGE (DISCONTINUED) (0133) Test Company: ETS Score Range: 100-200 | All enrolled students who have completed all nonclinical courses, 2013-14 | | | | | | 1 | | | |
| | Other enrolled students, 2013-14 | | | | | | 2 | | | |
| | All program completers, 2013-14 | | | | | | | | | |
| | All program completers, 2012-13 | | | | | | | | | |
| | All program completers, 2011-12 | 1 | | | | 157 | 18 | 18 | 100% | 170 |
| ART CONTENT TRAD CRITIC AESTHETICS (DISCONTINUED) (0132) Test Company: ETS Score Range: 100-200 | All enrolled students who have completed all nonclinical courses, 2013-14 | | | | | | 1 | | | |
| | Other enrolled students, 2013-14 | | | | | | 1 | | | |
| | All program completers, 2013-14 | | | | | | | | | |
| | All program completers, 2012-13 | | | | | | | | | |
| | All program completers, 2011-12 | 1 | | | | 140 | 17 | 17 | 100% | 148 |

Single Assessment Institution-Level Pass Rate Data: Traditional Teacher Preparation Program Within IHE


| | |
|--|--|
|  | HEOA - Title II 2013 - 2014 Academic Year |
| | Institution Name |
| | Institution Code |
| | State |

UNIVERSITY ARKANSAS FAYETTEVILLE
6866
Arkansas

April 3, 2015

| Assessment Information ¹ | Group | Number Taking Assessment | Number Passing Assessment | Institutional Pass Rate | Institutional Average Scaled Score | Assessment Cut Score ² | Statewide | | | |
|--|---|--------------------------|---------------------------|-------------------------|------------------------------------|-----------------------------------|--------------------------|---------------------------|---------------------|--------------------------------|
| | | | | | | | Number Taking Assessment | Number Passing Assessment | Statewide Pass Rate | Statewide Average Scaled Score |
| ART MAKING (DISCONTINUED) (0131) Test Company: ETS Score Range: 100-200 | All enrolled students who have completed all nonclinical courses, 2013-14 | | | | | | 1 | | | |
| | Other enrolled students, 2013-14 | | | | | | 1 | | | |
| | All program completers, 2013-14 | | | | | | | | | |
| | All program completers, 2012-13 | | | | | | | | | |
| | All program completers, 2011-12 | | | | | | 17 | 17 | 100% | 158 |
| BIOLOGY CONTENT KNOWLEDGE (0235) Test Company: ETS Score Range: 100-200 | All enrolled students who have completed all nonclinical courses, 2013-14 | | | | | | 8 | | | |
| | Other enrolled students, 2013-14 | | | | | | 4 | | | |
| | All program completers, 2013-14 | 6 | | | | 142 | 21 | 21 | 100% | 162 |
| | All program completers, 2012-13 | 6 | | | | 142 | 22 | 22 | 100% | 165 |
| | All program completers, 2011-12 | 6 | | | | 142 | 16 | 16 | 100% | 168 |
| BUSINESS ED CONTENT KNOWLEDGE (5101) Test Company: ETS Score Range: 100-200 | All enrolled students who have completed all nonclinical courses, 2013-14 | 2 | | | | 154 | 9 | | | |
| | Other enrolled students, 2013-14 | | | | | | 3 | | | |
| | All program completers, 2013-14 | 8 | | | | 154 | 23 | 22 | 96% | 168 |
| | All program completers, 2012-13 | 8 | | | | 154 | 20 | 20 | 100% | 170 |
| | All program completers, 2011-12 | 8 | | | | 154 | 18 | 18 | 100% | 173 |
| BUSINESS ED (0100) Test Company: ETS Score Range: 250-990 | All enrolled students who have completed all nonclinical courses, 2013-14 | | | | | | | | | |
| | Other enrolled students, 2013-14 | | | | | | 1 | | | |
| | All program completers, 2013-14 | | | | | | | | | |
| | All program completers, 2012-13 | | | | | | | | | |
| | All program completers, 2011-12 | 1 | | | | 550 | 2 | | | |

Single Assessment Institution-Level Pass Rate Data: *Traditional Teacher Preparation Program Within IHE*


| | |
|--|--|
|  | HEOA - Title II 2013 - 2014 Academic Year |
| | Institution Name |
| | Institution Code |
| | State |

UNIVERSITY ARKANSAS FAYETTEVILLE
6866
Arkansas

April 3, 2015

| Assessment Information ¹ | Group | Number Taking Assessment | Number Passing Assessment | Institutional Pass Rate | Institutional Average Scaled Score | Assessment Cut Score ² | Statewide | | | |
|---|---|--------------------------|---------------------------|-------------------------|------------------------------------|-----------------------------------|--------------------------|---------------------------|---------------------|--------------------------------|
| | | | | | | | Number Taking Assessment | Number Passing Assessment | Statewide Pass Rate | Statewide Average Scaled Score |
| CORE ACADEMIC SKILLS FOR ED: MATH (5732) Test Company: ETS Score Range: 100-200 | All enrolled students who have completed all nonclinical courses, 2013-14 | 15 | 13 | 87% | 170 | 150 | 35 | 33 | 94% | 172 |
| | Other enrolled students, 2013-14 | 32 | 30 | 94% | 169 | 150 | 460 | 448 | 97% | 170 |
| | All program completers, 2013-14 | 8 | | | | 150 | 10 | 10 | 100% | 176 |
| | All program completers, 2012-13 | | | | | | | | | |
| | All program completers, 2011-12 | | | | | | | | | |
| CORE ACADEMIC SKILLS FOR ED: READING (5712) Test Company: ETS Score Range: 100-200 | All enrolled students who have completed all nonclinical courses, 2013-14 | 15 | 15 | 100% | 183 | 156 | 33 | 33 | 100% | 184 |
| | Other enrolled students, 2013-14 | 29 | 28 | 97% | 184 | 156 | 450 | 445 | 99% | 183 |
| | All program completers, 2013-14 | 8 | | | | 156 | 9 | | | |
| | All program completers, 2012-13 | | | | | | | | | |
| | All program completers, 2011-12 | | | | | | | | | |
| CORE ACADEMIC SKILLS FOR ED: WRITING (5722) Test Company: ETS Score Range: 100-200 | All enrolled students who have completed all nonclinical courses, 2013-14 | 17 | 15 | 88% | 171 | 162 | 36 | 34 | 94% | 171 |
| | Other enrolled students, 2013-14 | 30 | 28 | 93% | 173 | 162 | 463 | 452 | 98% | 171 |
| | All program completers, 2013-14 | 8 | | | | 162 | 9 | | | |
| | All program completers, 2012-13 | | | | | | | | | |
| | All program completers, 2011-12 | | | | | | | | | |
| EARLY CHILDHOOD CONTENT KNOWLEDGE (5022) Test Company: ETS Score Range: 100-200 | All enrolled students who have completed all nonclinical courses, 2013-14 | | | | | | 277 | 276 | 100% | 177 |
| | Other enrolled students, 2013-14 | 137 | 137 | 100% | 179 | 157 | 410 | 410 | 100% | 177 |
| | All program completers, 2013-14 | 94 | 94 | 100% | 178 | 157 | 724 | 724 | 100% | 177 |
| | All program completers, 2012-13 | 101 | 101 | 100% | 178 | 157 | 671 | 671 | 100% | 178 |
| | All program completers, 2011-12 | 103 | 103 | 100% | 178 | 157 | 693 | 692 | 100% | 177 |

Single Assessment Institution-Level Pass Rate Data: Traditional Teacher Preparation Program Within IHE


| | |
|--|--|
|  | HEOA - Title II 2013 - 2014 Academic Year |
| | Institution Name |
| | Institution Code |
| | State |

UNIVERSITY ARKANSAS FAYETTEVILLE
6866
Arkansas


April 3, 2015

| Assessment Information ¹ | Group | Number Taking Assessment | Number Passing Assessment | Institutional Pass Rate | Institutional Average Scaled Score | Assessment Cut Score ² | Statewide | | | |
|---|---|--------------------------|---------------------------|-------------------------|------------------------------------|-----------------------------------|--------------------------|---------------------------|---------------------|--------------------------------|
| | | | | | | | Number Taking Assessment | Number Passing Assessment | Statewide Pass Rate | Statewide Average Scaled Score |
| EARTH AND SPACE SCIENCES - CK (5571) Test Company: ETS Score Range: 100-200 | All enrolled students who have completed all nonclinical courses, 2013-14 | | | | | | 4 | | | |
| | Other enrolled students, 2013-14 | 1 | | | | 145 | 3 | | | |
| | All program completers, 2013-14 | 5 | | | | 145 | 13 | 12 | 92% | 155 |
| | All program completers, 2012-13 | 9 | | | | 145 | 29 | 28 | 97% | 158 |
| | All program completers, 2011-12 | 7 | | | | 145 | 27 | 26 | 96% | 162 |
| ENG LANG LIT COMP CONTENT & ANALYSIS (5044) Test Company: ETS Score Range: 100-200 | All enrolled students who have completed all nonclinical courses, 2013-14 | | | | | | 31 | 31 | 100% | 178 |
| | Other enrolled students, 2013-14 | 2 | | | | 166 | 30 | 30 | 100% | 178 |
| | All program completers, 2013-14 | 14 | 14 | 100% | 183 | 166 | 92 | 92 | 100% | 179 |
| | All program completers, 2012-13 | 9 | | | | 166 | 99 | 95 | 96% | 179 |
| | All program completers, 2011-12 | 1 | | | | 166 | 43 | 43 | 100% | 181 |
| ENG LANG LIT COMP CONTENT KNOWLEDGE (0041) Test Company: ETS Score Range: 100-200 | All enrolled students who have completed all nonclinical courses, 2013-14 | | | | | | 1 | | | |
| | Other enrolled students, 2013-14 | | | | | | 2 | | | |
| | All program completers, 2013-14 | | | | | | | | | |
| | All program completers, 2012-13 | | | | | | 6 | | | |
| | All program completers, 2011-12 | 12 | 12 | 100% | 181 | 159 | 41 | 41 | 100% | 177 |
| ENG LANG LIT COMP ESSAYS (0042) Test Company: ETS Score Range: 100-200 | All enrolled students who have completed all nonclinical courses, 2013-14 | | | | | | 1 | | | |
| | Other enrolled students, 2013-14 | | | | | | 1 | | | |
| | All program completers, 2013-14 | | | | | | | | | |
| | All program completers, 2012-13 | 1 | | | | 150 | 6 | | | |
| | All program completers, 2011-12 | 12 | 12 | 100% | 158 | 150 | 40 | 40 | 100% | 158 |

Single Assessment Institution-Level Pass Rate Data: Traditional Teacher Preparation Program Within IHE

|  | | HEOA - Title II 2013 - 2014 Academic Year | | | | | | | | |
|---|---|--|---------------------------|-------------------------|------------------------------------|-----------------------------------|--------------------------|---------------------------|---------------------|--------------------------------|
| Institution Name | | UNIVERSITY ARKANSAS FAYETTEVILLE | | | | | | | | |
| Institution Code | | 6866 | | | | | | | | |
| State | | Arkansas | | | | | | | | |
| | | | | | | | <i>April 3, 2015</i> | | | |
| Assessment Information ¹ | Group | Number Taking Assessment | Number Passing Assessment | Institutional Pass Rate | Institutional Average Scaled Score | Assessment Cut Score ² | Statewide | | | |
| | | | | | | | Number Taking Assessment | Number Passing Assessment | Statewide Pass Rate | Statewide Average Scaled Score |
| ENG LANG LIT COMP PEDAGOGY (0043) Test Company: ETS Score Range: 100-200 | All enrolled students who have completed all nonclinical courses, 2013-14 | | | | | | | | | |
| | Other enrolled students, 2013-14 | | | | | | 1 | | | |
| | All program completers, 2013-14 | | | | | | 1 | | | |
| | All program completers, 2012-13 | 10 | 10 | 100% | 164 | 145 | 103 | 100 | 97% | 157 |
| | All program completers, 2011-12 | 13 | 13 | 100% | 158 | 145 | 84 | 83 | 99% | 156 |
| FAMILY AND CONSUMER SCIENCES (5121) Test Company: ETS Score Range: 100-200 | All enrolled students who have completed all nonclinical courses, 2013-14 | 7 | | | | 153 | 8 | | | |
| | Other enrolled students, 2013-14 | | | | | | 3 | | | |
| | All program completers, 2013-14 | 8 | | | | 153 | 24 | 24 | 100% | 170 |
| | All program completers, 2012-13 | 12 | 12 | 100% | 167 | 153 | 24 | 24 | 100% | 169 |
| | All program completers, 2011-12 | 10 | 10 | 100% | 169 | 153 | 16 | 16 | 100% | 169 |
| FRENCH WORLD LANGUAGE (5174) Test Company: ETS Score Range: 100-200 | All enrolled students who have completed all nonclinical courses, 2013-14 | | | | | | | | | |
| | Other enrolled students, 2013-14 | | | | | | | | | |
| | All program completers, 2013-14 | | | | | | 2 | | | |
| | All program completers, 2012-13 | 3 | | | | 162 | 7 | | | |
| | All program completers, 2011-12 | | | | | | 1 | | | |
| GERMAN WORLD LANGUAGE (5183) Test Company: ETS Score Range: 100-200 | All enrolled students who have completed all nonclinical courses, 2013-14 | | | | | | | | | |
| | Other enrolled students, 2013-14 | 1 | | | | 163 | 1 | | | |
| | All program completers, 2013-14 | | | | | | | | | |
| | All program completers, 2012-13 | 1 | | | | 163 | 1 | | | |
| | All program completers, 2011-12 | 1 | | | | 163 | 2 | | | |


Single Assessment Institution-Level Pass Rate Data: Traditional Teacher Preparation Program Within IHE

| | |
|--|--|
|  | HEOA - Title II 2013 - 2014 Academic Year |
| | Institution Name UNIVERSITY ARKANSAS FAYETTEVILLE |
| | Institution Code 6866 |
| | State Arkansas |

April 3, 2015

| Assessment Information ¹ | Group | Number Taking Assessment | Number Passing Assessment | Institutional Pass Rate | Institutional Average Scaled Score | Assessment Cut Score ² | Statewide | | | |
|---|---|--------------------------|---------------------------|-------------------------|------------------------------------|-----------------------------------|--------------------------|---------------------------|---------------------|--------------------------------|
| | | | | | | | Number Taking Assessment | Number Passing Assessment | Statewide Pass Rate | Statewide Average Scaled Score |
| HEALTH AND PE (5856) Test Company: ETS Score Range: 100-200 | All enrolled students who have completed all nonclinical courses, 2013-14 | 9 | | | | 144 | 72 | 71 | 99% | 162 |
| | Other enrolled students, 2013-14 | | | | | | 77 | 77 | 100% | 160 |
| | All program completers, 2013-14 | 29 | 29 | 100% | 162 | 144 | 155 | 154 | 99% | 161 |
| | All program completers, 2012-13 | 39 | 39 | 100% | 167 | 144 | 157 | 157 | 100% | 161 |
| | All program completers, 2011-12 | 31 | 31 | 100% | 163 | 144 | 142 | 140 | 99% | 160 |
| LIFE SCIENCE PEDAGOGY (0234) Test Company: ETS Score Range: 100-200 | All enrolled students who have completed all nonclinical courses, 2013-14 | | | | | | 3 | | | |
| | Other enrolled students, 2013-14 | | | | | | 1 | | | |
| | All program completers, 2013-14 | 1 | | | | 146 | 4 | | | |
| | All program completers, 2012-13 | 5 | | | | 146 | 21 | 20 | 95% | 154 |
| | All program completers, 2011-12 | 6 | | | | 146 | 16 | 16 | 100% | 153 |
| MARKETING EDUCATION (0561) Test Company: ETS Score Range: 100-200 | All enrolled students who have completed all nonclinical courses, 2013-14 | | | | | | | | | |
| | Other enrolled students, 2013-14 | | | | | | | | | |
| | All program completers, 2013-14 | 1 | | | | 156 | 1 | | | |
| | All program completers, 2012-13 | | | | | | | | | |
| | All program completers, 2011-12 | 1 | | | | 156 | 1 | | | |
| MATH PROOFS MODELS PROBLEMS PART 1 (0063) Test Company: ETS Score Range: 100-200 | All enrolled students who have completed all nonclinical courses, 2013-14 | | | | | | 8 | | | |
| | Other enrolled students, 2013-14 | 6 | | | | 144 | 25 | 24 | 96% | 163 |
| | All program completers, 2013-14 | 6 | | | | 144 | 51 | 46 | 90% | 163 |
| | All program completers, 2012-13 | 10 | 10 | 100% | 158 | 144 | 56 | 54 | 96% | 163 |
| | All program completers, 2011-12 | 9 | | | | 144 | 44 | 44 | 100% | 166 |


Single Assessment Institution-Level Pass Rate Data: Traditional Teacher Preparation Program Within IHE

| | |
|--|--|
|  | HEOA - Title II 2013 - 2014 Academic Year |
| | Institution Name UNIVERSITY ARKANSAS FAYETTEVILLE |
| | Institution Code 6866 |
| | State Arkansas |

April 3, 2015

| Assessment Information ¹ | Group | Number Taking Assessment | Number Passing Assessment | Institutional Pass Rate | Institutional Average Scaled Score | Assessment Cut Score ² | Statewide | | | |
|--|---|--------------------------|---------------------------|-------------------------|------------------------------------|-----------------------------------|--------------------------|---------------------------|---------------------|--------------------------------|
| | | | | | | | Number Taking Assessment | Number Passing Assessment | Statewide Pass Rate | Statewide Average Scaled Score |
| MATHEMATICS CONTENT KNOWLEDGE (0061) Test Company: ETS Score Range: 100-200 | All enrolled students who have completed all nonclinical courses, 2013-14 | | | | | | 12 | 12 | 100% | 147 |
| | Other enrolled students, 2013-14 | 7 | | | | 125 | 28 | 25 | 89% | 148 |
| | All program completers, 2013-14 | 6 | | | | 125 | 51 | 50 | 98% | 150 |
| | All program completers, 2012-13 | 10 | 10 | 100% | 147 | 125 | 56 | 55 | 98% | 148 |
| | All program completers, 2011-12 | 9 | | | | 125 | 44 | 44 | 100% | 152 |
| MATHEMATICS PEDAGOGY (0065) Test Company: ETS Score Range: 100-200 | All enrolled students who have completed all nonclinical courses, 2013-14 | | | | | | 4 | | | |
| | Other enrolled students, 2013-14 | | | | | | 7 | | | |
| | All program completers, 2013-14 | | | | | | 7 | | | |
| | All program completers, 2012-13 | 10 | 10 | 100% | 163 | 135 | 56 | 55 | 98% | 153 |
| | All program completers, 2011-12 | 9 | | | | 135 | 44 | 43 | 98% | 154 |
| MIDDLE SCHOOL CONTENT KNOWLEDGE (5146) Test Company: ETS Score Range: 100-200 | All enrolled students who have completed all nonclinical courses, 2013-14 | | | | | | 7 | | | |
| | Other enrolled students, 2013-14 | | | | | | 1 | | | |
| | All program completers, 2013-14 | | | | | | 2 | | | |
| | All program completers, 2012-13 | | | | | | 15 | 14 | 93% | 162 |
| | All program completers, 2011-12 | 3 | | | | 144 | 134 | 133 | 99% | 162 |
| MIDDLE SCHOOL ENG LANG ARTS (5047) Test Company: ETS Score Range: 100-200 | All enrolled students who have completed all nonclinical courses, 2013-14 | | | | | | 15 | 11 | 73% | 166 |
| | Other enrolled students, 2013-14 | | | | | | 26 | 13 | 50% | 160 |
| | All program completers, 2013-14 | | | | | | 39 | 14 | 36% | 159 |
| | All program completers, 2012-13 | | | | | | | | | |
| | All program completers, 2011-12 | | | | | | | | | |


Single Assessment Institution-Level Pass Rate Data: Traditional Teacher Preparation Program Within IHE

| | |
|--|--|
|  | HEOA - Title II 2013 - 2014 Academic Year |
| | Institution Name UNIVERSITY ARKANSAS FAYETTEVILLE |
| | Institution Code 6866 |
| | State Arkansas |

April 3, 2015

| Assessment Information ¹ | Group | Number Taking Assessment | Number Passing Assessment | Institutional Pass Rate | Institutional Average Scaled Score | Assessment Cut Score ² | Statewide | | | |
|---|---|--------------------------|---------------------------|-------------------------|------------------------------------|-----------------------------------|--------------------------|---------------------------|---------------------|--------------------------------|
| | | | | | | | Number Taking Assessment | Number Passing Assessment | Statewide Pass Rate | Statewide Average Scaled Score |
| MIDDLE SCHOOL MATHEMATICS (5169) Test Company: ETS Score Range: 100-200 | All enrolled students who have completed all nonclinical courses, 2013-14 | | | | | | 21 | 19 | 90% | 170 |
| | Other enrolled students, 2013-14 | | | | | | 47 | 25 | 53% | 162 |
| | All program completers, 2013-14 | | | | | | 59 | 31 | 53% | 163 |
| | All program completers, 2012-13 | | | | | | | | | |
| | All program completers, 2011-12 | | | | | | | | | |
| MIDDLE SCHOOL MULTI SUBJ ENG LANG ARTS (5142) Test Company: ETS Score Range: 100-200 | All enrolled students who have completed all nonclinical courses, 2013-14 | | | | | | 7 | | | |
| | Other enrolled students, 2013-14 | | | | | | 20 | 20 | 100% | 175 |
| | All program completers, 2013-14 | | | | | | 91 | 88 | 97% | 171 |
| | All program completers, 2012-13 | 11 | 11 | 100% | 184 | 150 | 141 | 139 | 99% | 173 |
| | All program completers, 2011-12 | 1 | | | | 150 | 70 | 69 | 99% | 166 |
| MIDDLE SCHOOL MULTI SUBJ MATHEMATICS (5143) Test Company: ETS Score Range: 100-200 | All enrolled students who have completed all nonclinical courses, 2013-14 | | | | | | 3 | | | |
| | Other enrolled students, 2013-14 | | | | | | 13 | 9 | 69% | 150 |
| | All program completers, 2013-14 | | | | | | 92 | 75 | 82% | 156 |
| | All program completers, 2012-13 | 11 | 9 | 82% | 157 | 143 | 142 | 115 | 81% | 156 |
| | All program completers, 2011-12 | 1 | | | | 143 | 74 | 52 | 70% | 146 |
| MIDDLE SCHOOL MULTI SUBJ SCIENCES (5145) Test Company: ETS Score Range: 100-200 | All enrolled students who have completed all nonclinical courses, 2013-14 | | | | | | 5 | | | |
| | Other enrolled students, 2013-14 | | | | | | 13 | 9 | 69% | 142 |
| | All program completers, 2013-14 | | | | | | 90 | 73 | 81% | 153 |
| | All program completers, 2012-13 | 11 | 7 | 64% | 148 | 143 | 144 | 126 | 88% | 152 |
| | All program completers, 2011-12 | 1 | | | | 143 | 71 | 53 | 75% | 148 |


Single Assessment Institution-Level Pass Rate Data: Traditional Teacher Preparation Program Within IHE

| | |
|--|--|
|  | HEOA - Title II 2013 - 2014 Academic Year |
| | Institution Name UNIVERSITY ARKANSAS FAYETTEVILLE |
| | Institution Code 6866 |
| | State Arkansas |

April 3, 2015

| Assessment Information ¹ | Group | Number Taking Assessment | Number Passing Assessment | Institutional Pass Rate | Institutional Average Scaled Score | Assessment Cut Score ² | Statewide | | | |
|--|---|--------------------------|---------------------------|-------------------------|------------------------------------|-----------------------------------|--------------------------|---------------------------|---------------------|--------------------------------|
| | | | | | | | Number Taking Assessment | Number Passing Assessment | Statewide Pass Rate | Statewide Average Scaled Score |
| MIDDLE SCHOOL MULTI SUBJ SOCIAL STUDIES (5144) Test Company: ETS Score Range: 100-200 | All enrolled students who have completed all nonclinical courses, 2013-14 | | | | | | 3 | | | |
| | Other enrolled students, 2013-14 | | | | | | 19 | 12 | 63% | 150 |
| | All program completers, 2013-14 | | | | | | 83 | 59 | 71% | 149 |
| | All program completers, 2012-13 | 11 | 7 | 64% | 149 | 142 | 140 | 95 | 68% | 148 |
| | All program completers, 2011-12 | 1 | | | | 142 | 73 | 50 | 68% | 146 |
| MIDDLE SCHOOL SCIENCE (0439) Test Company: ETS Score Range: 100-200 | All enrolled students who have completed all nonclinical courses, 2013-14 | | | | | | 21 | 18 | 86% | 158 |
| | Other enrolled students, 2013-14 | | | | | | 40 | 25 | 63% | 152 |
| | All program completers, 2013-14 | | | | | | 54 | 37 | 69% | 152 |
| | All program completers, 2012-13 | | | | | | | | | |
| | All program completers, 2011-12 | | | | | | | | | |
| MIDDLE SCHOOL SOCIAL STUDIES (5089) Test Company: ETS Score Range: 100-200 | All enrolled students who have completed all nonclinical courses, 2013-14 | | | | | | 15 | 14 | 93% | 159 |
| | Other enrolled students, 2013-14 | | | | | | 27 | 20 | 74% | 157 |
| | All program completers, 2013-14 | | | | | | 38 | 29 | 76% | 158 |
| | All program completers, 2012-13 | | | | | | | | | |
| | All program completers, 2011-12 | | | | | | 1 | | | |
| MUSIC ANALYSIS (0112) Test Company: ETS Score Range: 100-200 | All enrolled students who have completed all nonclinical courses, 2013-14 | | | | | | 3 | | | |
| | Other enrolled students, 2013-14 | | | | | | 6 | | | |
| | All program completers, 2013-14 | | | | | | 6 | | | |
| | All program completers, 2012-13 | 3 | | | | 150 | 46 | 45 | 98% | 170 |
| | All program completers, 2011-12 | 17 | 17 | 100% | 172 | 150 | 72 | 72 | 100% | 171 |

Single Assessment Institution-Level Pass Rate Data: Traditional Teacher Preparation Program Within IHE


| | |
|--|--|
|  | HEOA - Title II 2013 - 2014 Academic Year |
| | Institution Name |
| | Institution Code |
| | State |

UNIVERSITY ARKANSAS FAYETTEVILLE
6866
Arkansas

April 3, 2015

| Assessment Information ¹ | Group | Number Taking Assessment | Number Passing Assessment | Institutional Pass Rate | Institutional Average Scaled Score | Assessment Cut Score ² | Statewide | | | |
|--|---|--------------------------|---------------------------|-------------------------|------------------------------------|-----------------------------------|--------------------------|---------------------------|---------------------|--------------------------------|
| | | | | | | | Number Taking Assessment | Number Passing Assessment | Statewide Pass Rate | Statewide Average Scaled Score |
| MUSIC CONCEPTS AND PROCESSES (0111) Test Company: ETS Score Range: 100-200 | All enrolled students who have completed all nonclinical courses, 2013-14 | | | | | | 3 | | | |
| | Other enrolled students, 2013-14 | | | | | | 6 | | | |
| | All program completers, 2013-14 | | | | | | 6 | | | |
| | All program completers, 2012-13 | 3 | | | | 145 | 48 | 46 | 96% | 158 |
| | All program completers, 2011-12 | 17 | 17 | 100% | 162 | 145 | 74 | 73 | 99% | 159 |
| MUSIC CONTENT & INSTRUCTION (5114) Test Company: ETS Score Range: 100-200 | All enrolled students who have completed all nonclinical courses, 2013-14 | | | | | | 34 | 20 | 59% | 163 |
| | Other enrolled students, 2013-14 | | | | | | 23 | 10 | 43% | 160 |
| | All program completers, 2013-14 | 12 | 8 | 67% | 167 | 162 | 85 | 65 | 76% | 165 |
| | All program completers, 2012-13 | 7 | | | | 162 | 20 | 18 | 90% | 167 |
| | All program completers, 2011-12 | | | | | | 1 | | | |
| MUSIC CONTENT KNOWLEDGE (0113) Test Company: ETS Score Range: 100-200 | All enrolled students who have completed all nonclinical courses, 2013-14 | | | | | | 3 | | | |
| | Other enrolled students, 2013-14 | | | | | | 9 | | | |
| | All program completers, 2013-14 | | | | | | 5 | | | |
| | All program completers, 2012-13 | 3 | | | | 150 | 48 | 48 | 100% | 167 |
| | All program completers, 2011-12 | 17 | 17 | 100% | 167 | 150 | 74 | 74 | 100% | 165 |
| PHYSICAL ED ANALYSIS AND DESIGN (0092) Test Company: ETS Score Range: 100-200 | All enrolled students who have completed all nonclinical courses, 2013-14 | | | | | | | | | |
| | Other enrolled students, 2013-14 | | | | | | 5 | | | |
| | All program completers, 2013-14 | 1 | | | | 150 | 2 | | | |
| | All program completers, 2012-13 | 2 | | | | 150 | 11 | 11 | 100% | 157 |
| | All program completers, 2011-12 | 12 | 12 | 100% | 159 | 150 | 68 | 68 | 100% | 161 |


Single Assessment Institution-Level Pass Rate Data: Traditional Teacher Preparation Program Within IHE

| | |
|--|--|
|  | HEOA - Title II 2013 - 2014 Academic Year |
| | Institution Name UNIVERSITY ARKANSAS FAYETTEVILLE |
| | Institution Code 6866 |
| | State Arkansas |

April 3, 2015

| Assessment Information ¹ | Group | Number Taking Assessment | Number Passing Assessment | Institutional Pass Rate | Institutional Average Scaled Score | Assessment Cut Score ² | Statewide | | | |
|---|---|--------------------------|---------------------------|-------------------------|------------------------------------|-----------------------------------|--------------------------|---------------------------|---------------------|--------------------------------|
| | | | | | | | Number Taking Assessment | Number Passing Assessment | Statewide Pass Rate | Statewide Average Scaled Score |
| PHYSICAL ED CONTENT AND DESIGN (5095) Test Company: ETS Score Range: 100-200 | All enrolled students who have completed all nonclinical courses, 2013-14 | 9 | | | | 169 | 71 | 64 | 90% | 173 |
| | Other enrolled students, 2013-14 | | | | | | 73 | 50 | 68% | 171 |
| | All program completers, 2013-14 | 28 | 26 | 93% | 175 | 169 | 157 | 139 | 89% | 173 |
| | All program completers, 2012-13 | 37 | 36 | 97% | 177 | 169 | 146 | 126 | 86% | 173 |
| | All program completers, 2011-12 | 19 | 19 | 100% | 173 | 169 | 73 | 61 | 84% | 171 |
| PHYSICAL SCIENCE CONTENT KNOWLEDGE (0481) Test Company: ETS Score Range: 100-200 | All enrolled students who have completed all nonclinical courses, 2013-14 | | | | | | 1 | | | |
| | Other enrolled students, 2013-14 | 5 | | | | 145 | 7 | | | |
| | All program completers, 2013-14 | 3 | | | | 145 | 7 | | | |
| | All program completers, 2012-13 | 6 | | | | 145 | 9 | | | |
| | All program completers, 2011-12 | 5 | | | | 145 | 14 | 14 | 100% | 174 |
| PHYSICAL SCIENCE PEDAGOGY (0483) Test Company: ETS Score Range: 100-200 | All enrolled students who have completed all nonclinical courses, 2013-14 | | | | | | | | | |
| | Other enrolled students, 2013-14 | | | | | | | | | |
| | All program completers, 2013-14 | | | | | | | | | |
| | All program completers, 2012-13 | 5 | | | | 145 | 8 | | | |
| | All program completers, 2011-12 | 5 | | | | 145 | 14 | 14 | 100% | 159 |
| PRAXIS I MATHEMATICS (0730) Test Company: ETS Score Range: 150-190 | All enrolled students who have completed all nonclinical courses, 2013-14 | 42 | 42 | 100% | 179 | 171 | 689 | 689 | 100% | 179 |
| | Other enrolled students, 2013-14 | 217 | 217 | 100% | 180 | 171 | 1839 | 1836 | 100% | 179 |
| | All program completers, 2013-14 | 193 | 193 | 100% | 180 | 171 | 1478 | 1477 | 100% | 179 |
| | All program completers, 2012-13 | 226 | 226 | 100% | 180 | 171 | 1456 | 1455 | 100% | 179 |
| | All program completers, 2011-12 | 222 | 222 | 100% | 180 | 171 | 1436 | 1435 | 100% | 179 |


Single Assessment Institution-Level Pass Rate Data: Traditional Teacher Preparation Program Within IHE

| | |
|--|--|
|  | HEOA - Title II 2013 - 2014 Academic Year |
| | Institution Name UNIVERSITY ARKANSAS FAYETTEVILLE |
| | Institution Code 6866 |
| | State Arkansas |

April 3, 2015

| Assessment Information ¹ | Group | Number Taking Assessment | Number Passing Assessment | Institutional Pass Rate | Institutional Average Scaled Score | Assessment Cut Score ² | Statewide | | | |
|---|---|--------------------------|---------------------------|-------------------------|------------------------------------|-----------------------------------|--------------------------|---------------------------|---------------------|--------------------------------|
| | | | | | | | Number Taking Assessment | Number Passing Assessment | Statewide Pass Rate | Statewide Average Scaled Score |
| PRAXIS I READING (0710) Test Company: ETS Score Range: 150-190 | All enrolled students who have completed all nonclinical courses, 2013-14 | 42 | 42 | 100% | 179 | 172 | 667 | 667 | 100% | 179 |
| | Other enrolled students, 2013-14 | 216 | 215 | 100% | 179 | 172 | 1769 | 1765 | 100% | 179 |
| | All program completers, 2013-14 | 193 | 193 | 100% | 180 | 172 | 1468 | 1468 | 100% | 179 |
| | All program completers, 2012-13 | 228 | 228 | 100% | 180 | 172 | 1454 | 1452 | 100% | 179 |
| | All program completers, 2011-12 | 223 | 223 | 100% | 180 | 172 | 1437 | 1437 | 100% | 179 |
| PRAXIS I WRITING (0720) Test Company: ETS Score Range: 150-190 | All enrolled students who have completed all nonclinical courses, 2013-14 | 39 | 39 | 100% | 176 | 173 | 668 | 666 | 100% | 176 |
| | Other enrolled students, 2013-14 | 215 | 210 | 98% | 177 | 173 | 1764 | 1751 | 99% | 176 |
| | All program completers, 2013-14 | 194 | 192 | 99% | 177 | 173 | 1472 | 1469 | 100% | 176 |
| | All program completers, 2012-13 | 228 | 228 | 100% | 177 | 173 | 1460 | 1459 | 100% | 177 |
| | All program completers, 2011-12 | 224 | 224 | 100% | 177 | 173 | 1446 | 1445 | 100% | 176 |
| PRINC LEARNING AND TEACHING 5-9 (DISCONTINUED) (0523) Test Company: ETS Score Range: 100-200 | All enrolled students who have completed all nonclinical courses, 2013-14 | | | | | | | | | |
| | Other enrolled students, 2013-14 | | | | | | 1 | | | |
| | All program completers, 2013-14 | | | | | | | | | |
| | All program completers, 2012-13 | | | | | | 1 | | | |
| | All program completers, 2011-12 | | | | | | 48 | 48 | 100% | 174 |
| PRINC LEARNING AND TEACHING 5-9 (5623) Test Company: ETS Score Range: 100-200 | All enrolled students who have completed all nonclinical courses, 2013-14 | | | | | | 32 | 30 | 94% | 172 |
| | Other enrolled students, 2013-14 | | | | | | 53 | 47 | 89% | 173 |
| | All program completers, 2013-14 | 19 | 18 | 95% | 169 | 160 | 217 | 209 | 96% | 172 |
| | All program completers, 2012-13 | 21 | 21 | 100% | 172 | 160 | 182 | 178 | 98% | 173 |
| | All program completers, 2011-12 | 15 | 15 | 100% | 170 | 160 | 176 | 173 | 98% | 171 |

Single Assessment Institution-Level Pass Rate Data: Traditional Teacher Preparation Program Within IHE


| | |
|--|--|
|  | HEOA - Title II 2013 - 2014 Academic Year |
| | Institution Name |
| | Institution Code |
| | State |

UNIVERSITY ARKANSAS FAYETTEVILLE
6866
Arkansas

April 3, 2015

| Assessment Information ¹ | Group | Number Taking Assessment | Number Passing Assessment | Institutional Pass Rate | Institutional Average Scaled Score | Assessment Cut Score ² | Statewide | | | |
|--|---|--------------------------|---------------------------|-------------------------|------------------------------------|-----------------------------------|--------------------------|---------------------------|---------------------|--------------------------------|
| | | | | | | | Number Taking Assessment | Number Passing Assessment | Statewide Pass Rate | Statewide Average Scaled Score |
| PRINC LEARNING AND TEACHING 7-12 (DISCONTINUED) (0524) Test Company: ETS Score Range: 100-200 | All enrolled students who have completed all nonclinical courses, 2013-14 | | | | | | | | | |
| | Other enrolled students, 2013-14 | | | | | | 1 | | | |
| | All program completers, 2013-14 | | | | | | 1 | | | |
| | All program completers, 2012-13 | 1 | | | | 164 | 7 | | | |
| | All program completers, 2011-12 | 6 | | | | 164 | 80 | 79 | 99% | 173 |
| PRINC LEARNING AND TEACHING 7-12 (5624) Test Company: ETS Score Range: 100-200 | All enrolled students who have completed all nonclinical courses, 2013-14 | | | | | | 52 | 47 | 90% | 168 |
| | Other enrolled students, 2013-14 | | | | | | 105 | 90 | 86% | 167 |
| | All program completers, 2013-14 | 60 | 58 | 97% | 174 | 157 | 387 | 365 | 94% | 170 |
| | All program completers, 2012-13 | 67 | 67 | 100% | 170 | 157 | 340 | 328 | 96% | 169 |
| | All program completers, 2011-12 | 67 | 67 | 100% | 171 | 157 | 253 | 243 | 96% | 169 |
| PRINC LEARNING AND TEACHING EARLY CHILD (DISC) (0521) Test Company: ETS Score Range: 100-200 | All enrolled students who have completed all nonclinical courses, 2013-14 | | | | | | 5 | | | |
| | Other enrolled students, 2013-14 | | | | | | 4 | | | |
| | All program completers, 2013-14 | | | | | | | | | |
| | All program completers, 2012-13 | 1 | | | | 159 | 13 | 13 | 100% | 185 |
| | All program completers, 2011-12 | 1 | | | | 159 | 282 | 282 | 100% | 181 |
| PRINC LEARNING AND TEACHING EARLY CHILD (5621) Test Company: ETS Score Range: 100-200 | All enrolled students who have completed all nonclinical courses, 2013-14 | | | | | | 113 | 106 | 94% | 168 |
| | Other enrolled students, 2013-14 | 1 | | | | 157 | 183 | 154 | 84% | 166 |
| | All program completers, 2013-14 | 95 | 95 | 100% | 173 | 157 | 729 | 713 | 98% | 170 |
| | All program completers, 2012-13 | 106 | 105 | 99% | 172 | 157 | 673 | 659 | 98% | 170 |
| | All program completers, 2011-12 | 111 | 111 | 100% | 170 | 157 | 459 | 453 | 99% | 168 |


Single Assessment Institution-Level Pass Rate Data: Traditional Teacher Preparation Program Within IHE

| | |
|--|--|
|  | HEOA - Title II 2013 - 2014 Academic Year |
| | Institution Name UNIVERSITY ARKANSAS FAYETTEVILLE |
| | Institution Code 6866 |
| | State Arkansas |

April 3, 2015

| Assessment Information ¹ | Group | Number Taking Assessment | Number Passing Assessment | Institutional Pass Rate | Institutional Average Scaled Score | Assessment Cut Score ² | Statewide | | | |
|--|---|--------------------------|---------------------------|-------------------------|------------------------------------|-----------------------------------|--------------------------|---------------------------|---------------------|--------------------------------|
| | | | | | | | Number Taking Assessment | Number Passing Assessment | Statewide Pass Rate | Statewide Average Scaled Score |
| PRINC LEARNING AND TEACHING K-6 (5622) Test Company: ETS Score Range: 100-200 | All enrolled students who have completed all nonclinical courses, 2013-14 | | | | | | 3 | | | |
| | Other enrolled students, 2013-14 | | | | | | 1 | | | |
| | All program completers, 2013-14 | 6 | | | | 160 | 14 | 13 | 93% | 174 |
| | All program completers, 2012-13 | | | | | | | | | |
| | All program completers, 2011-12 | | | | | | | | | |
| SE CORE KNOWLEDGE & APPLICATIONS (5354) Test Company: ETS Score Range: 100-200 | All enrolled students who have completed all nonclinical courses, 2013-14 | | | | | | 1 | | | |
| | Other enrolled students, 2013-14 | | | | | | 1 | | | |
| | All program completers, 2013-14 | 1 | | | | 151 | 11 | 11 | 100% | 171 |
| | All program completers, 2012-13 | 4 | | | | 151 | 11 | 11 | 100% | 169 |
| | All program completers, 2011-12 | 1 | | | | 151 | 18 | 18 | 100% | 171 |
| SOCIAL STUDIES ANALYTICAL ESSAYS (DISCONTINUED) (0082) Test Company: ETS Score Range: 100-200 | All enrolled students who have completed all nonclinical courses, 2013-14 | | | | | | 3 | | | |
| | Other enrolled students, 2013-14 | | | | | | 1 | | | |
| | All program completers, 2013-14 | | | | | | | | | |
| | All program completers, 2012-13 | | | | | | 4 | | | |
| | All program completers, 2011-12 | 6 | | | | 140 | 48 | 48 | 100% | 151 |
| SOCIAL STUDIES CONTENT & INTERPRETATION (5086) Test Company: ETS Score Range: 100-200 | All enrolled students who have completed all nonclinical courses, 2013-14 | | | | | | 26 | 20 | 77% | 159 |
| | Other enrolled students, 2013-14 | 11 | 7 | 64% | 164 | 153 | 74 | 54 | 73% | 159 |
| | All program completers, 2013-14 | 10 | 10 | 100% | 167 | 153 | 85 | 79 | 93% | 162 |
| | All program completers, 2012-13 | 10 | 10 | 100% | 162 | 153 | 77 | 70 | 91% | 163 |
| | All program completers, 2011-12 | 4 | | | | 153 | 37 | 35 | 95% | 163 |

Single Assessment Institution-Level Pass Rate Data: *Traditional Teacher Preparation Program Within IHE*


| | |
|--|--|
|  | HEOA - Title II 2013 - 2014 Academic Year |
| | Institution Name |
| | Institution Code |
| | State |

UNIVERSITY ARKANSAS FAYETTEVILLE
6866
Arkansas

April 3, 2015

| Assessment Information ¹ | Group | Number Taking Assessment | Number Passing Assessment | Institutional Pass Rate | Institutional Average Scaled Score | Assessment Cut Score ² | Statewide | | | |
|--|---|--------------------------|---------------------------|-------------------------|------------------------------------|-----------------------------------|--------------------------|---------------------------|---------------------|--------------------------------|
| | | | | | | | Number Taking Assessment | Number Passing Assessment | Statewide Pass Rate | Statewide Average Scaled Score |
| SOCIAL STUDIES CONTENT KNOWLEDGE (0081) Test Company: ETS Score Range: 100-200 | All enrolled students who have completed all nonclinical courses, 2013-14 | | | | | | 3 | | | |
| | Other enrolled students, 2013-14 | | | | | | 1 | | | |
| | All program completers, 2013-14 | | | | | | | | | |
| | All program completers, 2012-13 | | | | | | 4 | | | |
| | All program completers, 2011-12 | 6 | | | | | 155 | 48 | 48 | 100% |
| SPANISH CONTENT KNOWLEDGE (0191) Test Company: ETS Score Range: 100-200 | All enrolled students who have completed all nonclinical courses, 2013-14 | | | | | | | | | |
| | Other enrolled students, 2013-14 | | | | | | | | | |
| | All program completers, 2013-14 | | | | | | | | | |
| | All program completers, 2012-13 | | | | | | | | | |
| | All program completers, 2011-12 | | | | | | 1 | | | |
| SPANISH PEDAGOGY (DISCONTINUED) (0194) Test Company: ETS Score Range: 100-200 | All enrolled students who have completed all nonclinical courses, 2013-14 | | | | | | | | | |
| | Other enrolled students, 2013-14 | | | | | | | | | |
| | All program completers, 2013-14 | | | | | | | | | |
| | All program completers, 2012-13 | | | | | | | | | |
| | All program completers, 2011-12 | | | | | | 1 | | | |
| SPANISH PRODUCTIVE LANGUAGE SKILLS (DISCONTINUED) (0192) Test Company: ETS Score Range: 100-200 | All enrolled students who have completed all nonclinical courses, 2013-14 | | | | | | | | | |
| | Other enrolled students, 2013-14 | | | | | | | | | |
| | All program completers, 2013-14 | | | | | | | | | |
| | All program completers, 2012-13 | | | | | | | | | |
| | All program completers, 2011-12 | | | | | | 1 | | | |


Single Assessment Institution-Level Pass Rate Data: Traditional Teacher Preparation Program Within IHE

| | |
|--|--|
|  | HEOA - Title II 2013 - 2014 Academic Year |
| | Institution Name UNIVERSITY ARKANSAS FAYETTEVILLE |
| | Institution Code 6866 |
| | State Arkansas |

April 3, 2015

| Assessment Information ¹ | Group | Number Taking Assessment | Number Passing Assessment | Institutional Pass Rate | Institutional Average Scaled Score | Assessment Cut Score ² | Statewide | | | |
|---|---|--------------------------|---------------------------|-------------------------|------------------------------------|-----------------------------------|--------------------------|---------------------------|---------------------|--------------------------------|
| | | | | | | | Number Taking Assessment | Number Passing Assessment | Statewide Pass Rate | Statewide Average Scaled Score |
| SPANISH WORLD LANGUAGE (5195) Test Company: ETS Score Range: 100-200 | All enrolled students who have completed all nonclinical courses, 2013-14 | | | | | | 3 | | | |
| | Other enrolled students, 2013-14 | 1 | | | | 168 | 4 | | | |
| | All program completers, 2013-14 | 5 | | | | 168 | 16 | 12 | 75% | 171 |
| | All program completers, 2012-13 | 6 | | | | 168 | 16 | 15 | 94% | 175 |
| | All program completers, 2011-12 | 2 | | | | 168 | 10 | 8 | 80% | 171 |
| SPEECH COMMUNICATION: CK (5221) Test Company: ETS Score Range: 100-200 | All enrolled students who have completed all nonclinical courses, 2013-14 | | | | | | | | | |
| | Other enrolled students, 2013-14 | 1 | | | | 141 | 4 | | | |
| | All program completers, 2013-14 | 1 | | | | 141 | 1 | | | |
| | All program completers, 2012-13 | 4 | | | | 141 | 5 | | | |
| | All program completers, 2011-12 | 1 | | | | 141 | 2 | | | |
| TECHNOLOGY EDUCATION (5051) Test Company: ETS Score Range: 100-200 | All enrolled students who have completed all nonclinical courses, 2013-14 | 2 | | | | 159 | 2 | | | |
| | Other enrolled students, 2013-14 | | | | | | | | | |
| | All program completers, 2013-14 | 2 | | | | 159 | 2 | | | |
| | All program completers, 2012-13 | | | | | | | | | |
| | All program completers, 2011-12 | 1 | | | | 159 | 1 | | | |
| THEATRE (DISCONTINUED) (0640) Test Company: ETS Score Range: 250-990 | All enrolled students who have completed all nonclinical courses, 2013-14 | | | | | | | | | |
| | Other enrolled students, 2013-14 | | | | | | | | | |
| | All program completers, 2013-14 | | | | | | | | | |
| | All program completers, 2012-13 | 2 | | | | 580 | 4 | | | |
| | All program completers, 2011-12 | | | | | | 1 | | | |

Single Assessment Institution-Level Pass Rate Data: *Traditional Teacher Preparation Program Within IHE*

| | | |
|--|--|----------------------------------|
|  | HEOA - Title II 2013 - 2014 Academic Year | |
| | Institution Name | UNIVERSITY ARKANSAS FAYETTEVILLE |
| | Institution Code | 6866 |
| | State | Arkansas |

April 3, 2015

| Assessment Information ¹ | Group | Number Taking Assessment | Number Passing Assessment | Institutional Pass Rate | Institutional Average Scaled Score | Assessment Cut Score ² | Statewide | | | |
|--|---|--------------------------|---------------------------|-------------------------|------------------------------------|-----------------------------------|--------------------------|---------------------------|---------------------|--------------------------------|
| | | | | | | | Number Taking Assessment | Number Passing Assessment | Statewide Pass Rate | Statewide Average Scaled Score |
| THEATRE (0641) Test Company: ETS Score Range: 100-200 | All enrolled students who have completed all nonclinical courses, 2013-14 | | | | | | | | | |
| | Other enrolled students, 2013-14 | 4 | | | | 154 | 4 | | | |
| | All program completers, 2013-14 | 1 | | | | 154 | 1 | | | |
| | All program completers, 2012-13 | | | | | | | | | |
| | All program completers, 2011-12 | | | | | | | | | |
| WORLD LANGUAGE PEDAGOGY (5841) Test Company: ETS Score Range: 100-200 | All enrolled students who have completed all nonclinical courses, 2013-14 | | | | | | 2 | | | |
| | Other enrolled students, 2013-14 | | | | | | 2 | | | |
| | All program completers, 2013-14 | 5 | | | | 158 | 19 | 19 | 100% | 184 |
| | All program completers, 2012-13 | 10 | 10 | 100% | 189 | 158 | 24 | 24 | 100% | 186 |
| | All program completers, 2011-12 | 3 | | | | 158 | 12 | 12 | 100% | 186 |

Note: In cases where there are less than ten students taking the assessment or license/certificate, the number passing and pass rate are not reported.

¹Tests with multiple delivery options (computer, paper, etc.) will be noted with the assessment code for one format only.

²Cut scores may vary for groups depending upon when the cut scores are established by the state and when each group completed their teacher certification or licensure assessment.