


Single Assessment Institution-Level Pass Rate Data: Traditional Teacher Preparation Program Within IHE


	HEOA - Title II 2012 - 2013 Academic Year
	Institution Name
	Institution Code
	State

UNIVERSITY ARKANSAS FAYETTEVILLE
6866
Arkansas

April 2, 2014

Assessment Information ¹	Group	Number Taking Assessment	Number Passing Assessment	Institutional Pass Rate	Institutional Average Scaled Score	Assessment Cut Score ²	Statewide			
							Number Taking Assessment	Number Passing Assessment	Statewide Pass Rate	Statewide Average Scaled Score
AGRICULTURE (0700) Test Company: ETS Score Range: 250-990	All enrolled students who have completed all nonclinical courses, 2012-13						3			
	Other enrolled students, 2012-13	1				510	7			
	All program completers, 2012-13	8				510	17	16	94%	575
	All program completers, 2011-12	12	12	100%	573	510	18	18	100%	570
	All program completers, 2010-11	5				510	19	17	89%	566
ART CONTENT AND ANALYSIS (0135) Test Company: ETS Score Range: 100-200	All enrolled students who have completed all nonclinical courses, 2012-13						9			
	Other enrolled students, 2012-13	1				161	17	15	88%	168
	All program completers, 2012-13	3				161	28	27	96%	172
	All program completers, 2011-12	6				161	26	26	100%	170
	All program completers, 2010-11									
ART CONTENT KNOWLEDGE (0133) Test Company: ETS Score Range: 100-200	All enrolled students who have completed all nonclinical courses, 2012-13						2			
	Other enrolled students, 2012-13						2			
	All program completers, 2012-13									
	All program completers, 2011-12						16	16	100%	171
	All program completers, 2010-11	11	11	100%	169	157	34	31	91%	170
ART CONTENT TRAD CRITIC AESTHETICS (0132) Test Company: ETS Score Range: 100-200	All enrolled students who have completed all nonclinical courses, 2012-13						2			
	Other enrolled students, 2012-13						1			
	All program completers, 2012-13									
	All program completers, 2011-12						16	16	100%	148
	All program completers, 2010-11	11	11	100%	147	140	34	32	94%	148

Single Assessment Institution-Level Pass Rate Data: Traditional Teacher Preparation Program Within IHE


	HEOA - Title II 2012 - 2013 Academic Year
	Institution Name
	Institution Code
	State

UNIVERSITY ARKANSAS FAYETTEVILLE
6866
Arkansas

April 2, 2014

Assessment Information ¹	Group	Number Taking Assessment	Number Passing Assessment	Institutional Pass Rate	Institutional Average Scaled Score	Assessment Cut Score ²	Statewide			
							Number Taking Assessment	Number Passing Assessment	Statewide Pass Rate	Statewide Average Scaled Score
ART MAKING (0131) Test Company: ETS Score Range: 100-200	All enrolled students who have completed all nonclinical courses, 2012-13						2			
	Other enrolled students, 2012-13						1			
	All program completers, 2012-13									
	All program completers, 2011-12						16	16	100%	158
	All program completers, 2010-11	11	11	100%	158	146	34	32	94%	158
BIOLOGY CONTENT KNOWLEDGE (0235) Test Company: ETS Score Range: 100-200	All enrolled students who have completed all nonclinical courses, 2012-13	4				142	9			
	Other enrolled students, 2012-13						11	10	91%	156
	All program completers, 2012-13	6				142	22	22	100%	165
	All program completers, 2011-12	6				142	16	16	100%	168
	All program completers, 2010-11	5				142	11	11	100%	165
BUSINESS ED CONTENT KNOWLEDGE (0101) Test Company: ETS Score Range: 100-200	All enrolled students who have completed all nonclinical courses, 2012-13	6				154	13	13	100%	172
	Other enrolled students, 2012-13						7			
	All program completers, 2012-13	8				154	20	20	100%	170
	All program completers, 2011-12	8				154	18	18	100%	173
	All program completers, 2010-11	5				154	12	11	92%	175
BUSINESS ED (0100) Test Company: ETS Score Range: 250-990	All enrolled students who have completed all nonclinical courses, 2012-13									
	Other enrolled students, 2012-13						1			
	All program completers, 2012-13									
	All program completers, 2011-12	1				550	2			
	All program completers, 2010-11	2				550	9			


Single Assessment Institution-Level Pass Rate Data: Traditional Teacher Preparation Program Within IHE

	HEOA - Title II 2012 - 2013 Academic Year
	Institution Name UNIVERSITY ARKANSAS FAYETTEVILLE
	Institution Code 6866
	State Arkansas

April 2, 2014

Assessment Information ¹	Group	Number Taking Assessment	Number Passing Assessment	Institutional Pass Rate	Institutional Average Scaled Score	Assessment Cut Score ²	Statewide			
							Number Taking Assessment	Number Passing Assessment	Statewide Pass Rate	Statewide Average Scaled Score
EARLY CHILDHOOD CONTENT KNOWLEDGE (0022) Test Company: ETS Score Range: 100-200	All enrolled students who have completed all nonclinical courses, 2012-13	92	92	100%	178	157	282	282	100%	178
	Other enrolled students, 2012-13						265	264	100%	176
	All program completers, 2012-13	101	101	100%	178	157	669	669	100%	178
	All program completers, 2011-12	103	103	100%	178	157	693	692	100%	177
	All program completers, 2010-11	109	109	100%	177	157	652	652	100%	177
EARTH AND SPACE SCIENCES - CK (0571) Test Company: ETS Score Range: 100-200	All enrolled students who have completed all nonclinical courses, 2012-13	3				145	7			
	Other enrolled students, 2012-13					145	9			
	All program completers, 2012-13	9				145	29	28	97%	158
	All program completers, 2011-12	7				145	27	26	96%	162
	All program completers, 2010-11	10	10	100%	160	145	23	22	96%	157
ENG LANG LIT COMP CONTENT & ANALYSIS (0044) Test Company: ETS Score Range: 100-200	All enrolled students who have completed all nonclinical courses, 2012-13	13	13	100%	183	166	40	39	98%	180
	Other enrolled students, 2012-13						39	28	72%	171
	All program completers, 2012-13	9				166	98	94	96%	179
	All program completers, 2011-12	1				166	42	42	100%	181
	All program completers, 2010-11									
ENG LANG LIT COMP CONTENT KNOWLEDGE (0041) Test Company: ETS Score Range: 100-200	All enrolled students who have completed all nonclinical courses, 2012-13						1			
	Other enrolled students, 2012-13						6			
	All program completers, 2012-13						6			
	All program completers, 2011-12	12	12	100%	181	159	42	42	100%	177
	All program completers, 2010-11	17	17	100%	187	159	60	58	97%	178


Single Assessment Institution-Level Pass Rate Data: Traditional Teacher Preparation Program Within IHE

	HEOA - Title II 2012 - 2013 Academic Year
	Institution Name UNIVERSITY ARKANSAS FAYETTEVILLE
	Institution Code 6866
	State Arkansas

April 2, 2014

Assessment Information ¹	Group	Number Taking Assessment	Number Passing Assessment	Institutional Pass Rate	Institutional Average Scaled Score	Assessment Cut Score ²	Statewide			
							Number Taking Assessment	Number Passing Assessment	Statewide Pass Rate	Statewide Average Scaled Score
ENG LANG LIT COMP ESSAYS (0042) Test Company: ETS Score Range: 100-200	All enrolled students who have completed all nonclinical courses, 2012-13						1			
	Other enrolled students, 2012-13						3			
	All program completers, 2012-13	1				150	6			
	All program completers, 2011-12	12	12	100%	158	150	40	40	100%	158
	All program completers, 2010-11	17	17	100%	163	150	61	60	98%	158
ENG LANG LIT COMP PEDAGOGY (0043) Test Company: ETS Score Range: 100-200	All enrolled students who have completed all nonclinical courses, 2012-13						19	18	95%	154
	Other enrolled students, 2012-13						24	23	96%	158
	All program completers, 2012-13	10	10	100%	164	145	103	100	97%	157
	All program completers, 2011-12	13	13	100%	158	145	84	83	99%	156
	All program completers, 2010-11	17	17	100%	166	145	61	59	97%	158
FAMILY AND CONSUMER SCIENCES II (0121) Test Company: ETS Score Range: 100-200	All enrolled students who have completed all nonclinical courses, 2012-13	1				153	8			
	Other enrolled students, 2012-13						2			
	All program completers, 2012-13	12	12	100%	167	153	24	24	100%	169
	All program completers, 2011-12	10	10	100%	169	153	16	16	100%	169
	All program completers, 2010-11	9				153	18	18	100%	169
FRENCH CONTENT KNOWLEDGE (0173) Test Company: ETS Score Range: 100-200	All enrolled students who have completed all nonclinical courses, 2012-13									
	Other enrolled students, 2012-13									
	All program completers, 2012-13									
	All program completers, 2011-12									
	All program completers, 2010-11	1				158	1			

Single Assessment Institution-Level Pass Rate Data: Traditional Teacher Preparation Program Within IHE


	HEOA - Title II 2012 - 2013 Academic Year
	Institution Name
	Institution Code
	State

UNIVERSITY ARKANSAS FAYETTEVILLE
6866
Arkansas

April 2, 2014

Assessment Information ¹	Group	Number Taking Assessment	Number Passing Assessment	Institutional Pass Rate	Institutional Average Scaled Score	Assessment Cut Score ²	Statewide			
							Number Taking Assessment	Number Passing Assessment	Statewide Pass Rate	Statewide Average Scaled Score
FRENCH PRODUCTIVE LANGUAGE SKILLS (0171) Test Company: ETS Score Range: 100-200	All enrolled students who have completed all nonclinical courses, 2012-13									
	Other enrolled students, 2012-13									
	All program completers, 2012-13									
	All program completers, 2011-12									
	All program completers, 2010-11	1				167	1			
FRENCH WORLD LANGUAGE (CD) (5174) Test Company: ETS Score Range: 100-200	All enrolled students who have completed all nonclinical courses, 2012-13									
	Other enrolled students, 2012-13						1			
	All program completers, 2012-13	3				162	7			
	All program completers, 2011-12						1			
	All program completers, 2010-11						1			
GERMAN WORLD LANGUAGE (CD) (5183) Test Company: ETS Score Range: 100-200	All enrolled students who have completed all nonclinical courses, 2012-13									
	Other enrolled students, 2012-13									
	All program completers, 2012-13	1				163	1			
	All program completers, 2011-12	1				163	2			
	All program completers, 2010-11									
HEALTH AND PE CK (0856) Test Company: ETS Score Range: 100-200	All enrolled students who have completed all nonclinical courses, 2012-13	10	9	90%	158	144	53	52	98%	161
	Other enrolled students, 2012-13	1				144	97	97	100%	160
	All program completers, 2012-13	39	39	100%	167	144	155	152	98%	161
	All program completers, 2011-12	31	31	100%	163	144	142	139	98%	160
	All program completers, 2010-11	28	28	100%	161	144	142	140	99%	160


Single Assessment Institution-Level Pass Rate Data: Traditional Teacher Preparation Program Within IHE

	HEOA - Title II 2012 - 2013 Academic Year
	Institution Name UNIVERSITY ARKANSAS FAYETTEVILLE
	Institution Code 6866
	State Arkansas

April 2, 2014

Assessment Information ¹	Group	Number Taking Assessment	Number Passing Assessment	Institutional Pass Rate	Institutional Average Scaled Score	Assessment Cut Score ²	Statewide			
							Number Taking Assessment	Number Passing Assessment	Statewide Pass Rate	Statewide Average Scaled Score
LIFE SCIENCE PEDAGOGY (0234) Test Company: ETS Score Range: 100-200	All enrolled students who have completed all nonclinical courses, 2012-13						4			
	Other enrolled students, 2012-13						5			
	All program completers, 2012-13	5				146	21	20	95%	154
	All program completers, 2011-12	6				146	16	16	100%	153
	All program completers, 2010-11	5				146	11	11	100%	157
MARKETING EDUCATION II (0561) Test Company: ETS Score Range: 100-200	All enrolled students who have completed all nonclinical courses, 2012-13									
	Other enrolled students, 2012-13									
	All program completers, 2012-13									
	All program completers, 2011-12	1				156	1			
	All program completers, 2010-11	4				156	4			
MATH PROOFS MODELS PROBLEMS PART 1 (0063) Test Company: ETS Score Range: 100-200	All enrolled students who have completed all nonclinical courses, 2012-13	6				144	16	15	94%	165
	Other enrolled students, 2012-13						28	25	89%	163
	All program completers, 2012-13	10	10	100%	158	144	56	54	96%	163
	All program completers, 2011-12	9				144	44	44	100%	166
	All program completers, 2010-11	11	11	100%	164	144	37	37	100%	164
MATHEMATICS CONTENT KNOWLEDGE (0061) Test Company: ETS Score Range: 100-200	All enrolled students who have completed all nonclinical courses, 2012-13	6				125	18	18	100%	159
	Other enrolled students, 2012-13						36	31	86%	145
	All program completers, 2012-13	10	10	100%	147	125	56	55	98%	148
	All program completers, 2011-12	9				125	44	44	100%	152
	All program completers, 2010-11	11	11	100%	158	125	37	37	100%	151


Single Assessment Institution-Level Pass Rate Data: Traditional Teacher Preparation Program Within IHE

	HEOA - Title II 2012 - 2013 Academic Year
	Institution Name UNIVERSITY ARKANSAS FAYETTEVILLE
	Institution Code 6866
	State Arkansas

April 2, 2014

Assessment Information ¹	Group	Number Taking Assessment	Number Passing Assessment	Institutional Pass Rate	Institutional Average Scaled Score	Assessment Cut Score ²	Statewide			
							Number Taking Assessment	Number Passing Assessment	Statewide Pass Rate	Statewide Average Scaled Score
MATHEMATICS PEDAGOGY (0065) Test Company: ETS Score Range: 100-200	All enrolled students who have completed all nonclinical courses, 2012-13						8			
	Other enrolled students, 2012-13						11	10	91%	149
	All program completers, 2012-13	10	10	100%	163	135	56	55	98%	153
	All program completers, 2011-12	9				135	44	43	98%	154
	All program completers, 2010-11	11	11	100%	149	135	37	37	100%	149
MIDDLE SCHOOL CONTENT KNOWLEDGE (0146) Test Company: ETS Score Range: 100-200	All enrolled students who have completed all nonclinical courses, 2012-13						11	11	100%	163
	Other enrolled students, 2012-13						3			
	All program completers, 2012-13						20	19	95%	162
	All program completers, 2011-12	3				144	134	133	99%	162
	All program completers, 2010-11	6				144	186	184	99%	162
MIDDLE SCHOOL MULTI SUBJ ENG LANG ARTS (CD) (5142) Test Company: ETS Score Range: 100-200	All enrolled students who have completed all nonclinical courses, 2012-13	3				150	45	44	98%	172
	Other enrolled students, 2012-13						63	57	90%	170
	All program completers, 2012-13	11	11	100%	184	150	139	138	99%	174
	All program completers, 2011-12	1				150	70	68	97%	166
	All program completers, 2010-11						4			
MIDDLE SCHOOL MULTI SUBJ MATHEMATICS (CD) (5143) Test Company: ETS Score Range: 100-200	All enrolled students who have completed all nonclinical courses, 2012-13	3				143	33	26	79%	154
	Other enrolled students, 2012-13						59	37	63%	152
	All program completers, 2012-13	11	9	82%	156	143	142	111	78%	155
	All program completers, 2011-12	1				143	74	51	69%	146
	All program completers, 2010-11						4			

Single Assessment Institution-Level Pass Rate Data: Traditional Teacher Preparation Program Within IHE


	HEOA - Title II 2012 - 2013 Academic Year
	Institution Name
	Institution Code
	State

UNIVERSITY ARKANSAS FAYETTEVILLE
6866
Arkansas

April 2, 2014

Assessment Information ¹	Group	Number Taking Assessment	Number Passing Assessment	Institutional Pass Rate	Institutional Average Scaled Score	Assessment Cut Score ²	Statewide			
							Number Taking Assessment	Number Passing Assessment	Statewide Pass Rate	Statewide Average Scaled Score
MIDDLE SCHOOL MULTI SUBJ SCIENCES (CD) (5145) Test Company: ETS Score Range: 100-200	All enrolled students who have completed all nonclinical courses, 2012-13	3				143	34	27	79%	150
	Other enrolled students, 2012-13						59	39	66%	147
	All program completers, 2012-13	11	7	64%	148	143	144	121	84%	151
	All program completers, 2011-12	1				143	71	51	72%	147
	All program completers, 2010-11						4			
MIDDLE SCHOOL MULTI SUBJ SOCIAL STUDIES (CD) (5144) Test Company: ETS Score Range: 100-200	All enrolled students who have completed all nonclinical courses, 2012-13	3				142	34	25	74%	150
	Other enrolled students, 2012-13						61	31	51%	143
	All program completers, 2012-13	11	7	64%	149	142	133	89	67%	148
	All program completers, 2011-12	1				142	73	47	64%	145
	All program completers, 2010-11						4			
MUSIC ANALYSIS (0112) Test Company: ETS Score Range: 100-200	All enrolled students who have completed all nonclinical courses, 2012-13						10	10	100%	165
	Other enrolled students, 2012-13						11	9	82%	159
	All program completers, 2012-13	3				150	46	45	98%	170
	All program completers, 2011-12	17	17	100%	172	150	72	72	100%	171
	All program completers, 2010-11	4				150	54	53	98%	168
MUSIC CONCEPTS AND PROCESSES (0111) Test Company: ETS Score Range: 100-200	All enrolled students who have completed all nonclinical courses, 2012-13						10	10	100%	151
	Other enrolled students, 2012-13						11	6	55%	148
	All program completers, 2012-13	3				145	48	46	96%	158
	All program completers, 2011-12	17	17	100%	162	145	74	73	99%	159
	All program completers, 2010-11	4				145	54	53	98%	162


Single Assessment Institution-Level Pass Rate Data: Traditional Teacher Preparation Program Within IHE

	HEOA - Title II 2012 - 2013 Academic Year
	Institution Name UNIVERSITY ARKANSAS FAYETTEVILLE
	Institution Code 6866
	State Arkansas

April 2, 2014

Assessment Information ¹	Group	Number Taking Assessment	Number Passing Assessment	Institutional Pass Rate	Institutional Average Scaled Score	Assessment Cut Score ²	Statewide			
							Number Taking Assessment	Number Passing Assessment	Statewide Pass Rate	Statewide Average Scaled Score
MUSIC CONTENT & INSTRUCTION (0114) Test Company: ETS Score Range: 100-200	All enrolled students who have completed all nonclinical courses, 2012-13						10	8	80%	163
	Other enrolled students, 2012-13						34	13	38%	158
	All program completers, 2012-13	7				162	20	18	90%	167
	All program completers, 2011-12						1			
	All program completers, 2010-11									
MUSIC CONTENT KNOWLEDGE (0113) Test Company: ETS Score Range: 100-200	All enrolled students who have completed all nonclinical courses, 2012-13						10	10	100%	166
	Other enrolled students, 2012-13						14	12	86%	159
	All program completers, 2012-13	3				150	48	48	100%	167
	All program completers, 2011-12	17	17	100%	167	150	74	74	100%	165
	All program completers, 2010-11	4				150	56	55	98%	165
PHYSICAL ED ANALYSIS AND DESIGN (0092) Test Company: ETS Score Range: 100-200	All enrolled students who have completed all nonclinical courses, 2012-13									
	Other enrolled students, 2012-13						5			
	All program completers, 2012-13	2				150	11	11	100%	157
	All program completers, 2011-12	12	12	100%	159	150	68	68	100%	161
	All program completers, 2010-11	27	27	100%	162	150	136	136	100%	161
PHYSICAL ED CONTENT AND DESIGN (0095) Test Company: ETS Score Range: 100-200	All enrolled students who have completed all nonclinical courses, 2012-13	11	6	55%	170	169	53	40	75%	171
	Other enrolled students, 2012-13	1				169	90	67	74%	171
	All program completers, 2012-13	37	36	97%	177	169	145	119	82%	172
	All program completers, 2011-12	19	19	100%	173	169	73	58	79%	171
	All program completers, 2010-11	1				169	5			


Single Assessment Institution-Level Pass Rate Data: Traditional Teacher Preparation Program Within IHE

	HEOA - Title II 2012 - 2013 Academic Year
	Institution Name UNIVERSITY ARKANSAS FAYETTEVILLE
	Institution Code 6866
	State Arkansas

April 2, 2014

Assessment Information ¹	Group	Number Taking Assessment	Number Passing Assessment	Institutional Pass Rate	Institutional Average Scaled Score	Assessment Cut Score ²	Statewide			
							Number Taking Assessment	Number Passing Assessment	Statewide Pass Rate	Statewide Average Scaled Score
PHYSICAL SCIENCE CONTENT KNOWLEDGE (0481) Test Company: ETS Score Range: 100-200	All enrolled students who have completed all nonclinical courses, 2012-13	1				145	2			
	Other enrolled students, 2012-13						2			
	All program completers, 2012-13	6				145	9			
	All program completers, 2011-12	5				145	14	14	100%	174
	All program completers, 2010-11	5				145	10	10	100%	174
PHYSICAL SCIENCE PEDAGOGY (0483) Test Company: ETS Score Range: 100-200	All enrolled students who have completed all nonclinical courses, 2012-13						1			
	Other enrolled students, 2012-13									
	All program completers, 2012-13	5				145	8			
	All program completers, 2011-12	5				145	14	14	100%	159
	All program completers, 2010-11	5				145	10	10	100%	163
PRAXIS I MATHEMATICS (0730) Test Company: ETS Score Range: 150-190	All enrolled students who have completed all nonclinical courses, 2012-13	172	171	99%	180	171	685	682	100%	179
	Other enrolled students, 2012-13	145	145	100%	180	171	2565	2558	100%	179
	All program completers, 2012-13	226	226	100%	180	171	1456	1455	100%	179
	All program completers, 2011-12	222	222	100%	180	171	1436	1435	100%	179
	All program completers, 2010-11	233	233	100%	180	171	1284	1282	100%	179
PRAXIS I READING (0710) Test Company: ETS Score Range: 150-190	All enrolled students who have completed all nonclinical courses, 2012-13	172	171	99%	180	172	683	681	100%	179
	Other enrolled students, 2012-13	146	144	99%	179	172	2561	2556	100%	179
	All program completers, 2012-13	228	228	100%	180	172	1454	1452	100%	179
	All program completers, 2011-12	223	223	100%	180	172	1437	1437	100%	179
	All program completers, 2010-11	235	235	100%	180	172	1280	1279	100%	179


Single Assessment Institution-Level Pass Rate Data: Traditional Teacher Preparation Program Within IHE

	HEOA - Title II 2012 - 2013 Academic Year
	Institution Name UNIVERSITY ARKANSAS FAYETTEVILLE
	Institution Code 6866
	State Arkansas

April 2, 2014

Assessment Information ¹	Group	Number Taking Assessment	Number Passing Assessment	Institutional Pass Rate	Institutional Average Scaled Score	Assessment Cut Score ²	Statewide			
							Number Taking Assessment	Number Passing Assessment	Statewide Pass Rate	Statewide Average Scaled Score
PRAXIS I WRITING (0720) Test Company: ETS Score Range: 150-190	All enrolled students who have completed all nonclinical courses, 2012-13	172	171	99%	177	173	685	684	100%	177
	Other enrolled students, 2012-13	147	141	96%	176	173	2575	2556	99%	176
	All program completers, 2012-13	228	228	100%	177	173	1460	1459	100%	177
	All program completers, 2011-12	224	224	100%	177	173	1446	1445	100%	176
	All program completers, 2010-11	235	235	100%	177	173	1289	1286	100%	177
PRINC LEARNING AND TEACHING 5-9 II (0623) Test Company: ETS Score Range: 100-200	All enrolled students who have completed all nonclinical courses, 2012-13	1				160	47	43	91%	172
	Other enrolled students, 2012-13	1				160	36	31	86%	171
	All program completers, 2012-13	22	22	100%	172	160	203	197	97%	173
	All program completers, 2011-12	15	15	100%	170	160	174	170	98%	171
	All program completers, 2010-11						13	12	92%	165
PRINC LEARNING AND TEACHING 5-9 (0523) Test Company: ETS Score Range: 100-200	All enrolled students who have completed all nonclinical courses, 2012-13									
	Other enrolled students, 2012-13						1			
	All program completers, 2012-13						2			
	All program completers, 2011-12						49	49	100%	174
	All program completers, 2010-11	11	11	100%	173	164	194	187	96%	173
PRINC LEARNING AND TEACHING 7-12 II (0624) Test Company: ETS Score Range: 100-200	All enrolled students who have completed all nonclinical courses, 2012-13	2				157	79	66	84%	167
	Other enrolled students, 2012-13	2				157	104	91	88%	166
	All program completers, 2012-13	66	66	100%	170	157	333	317	95%	169
	All program completers, 2011-12	62	62	100%	170	157	223	214	96%	168
	All program completers, 2010-11						13	11	85%	164

Single Assessment Institution-Level Pass Rate Data: Traditional Teacher Preparation Program Within IHE


	HEOA - Title II 2012 - 2013 Academic Year
	Institution Name
	Institution Code
	State

UNIVERSITY ARKANSAS FAYETTEVILLE
6866
Arkansas


April 2, 2014

Assessment Information ¹	Group	Number Taking Assessment	Number Passing Assessment	Institutional Pass Rate	Institutional Average Scaled Score	Assessment Cut Score ²	Statewide			
							Number Taking Assessment	Number Passing Assessment	Statewide Pass Rate	Statewide Average Scaled Score
PRINC LEARNING AND TEACHING 7-12 (0524) Test Company: ETS Score Range: 100-200	All enrolled students who have completed all nonclinical courses, 2012-13						1			
	Other enrolled students, 2012-13						5			
	All program completers, 2012-13	1				164	8			
	All program completers, 2011-12	6				164	69	65	94%	171
	All program completers, 2010-11	57	57	100%	171	164	237	214	90%	171
PRINC LEARNING AND TEACHING EARLY CHILD II (0621) Test Company: ETS Score Range: 100-200	All enrolled students who have completed all nonclinical courses, 2012-13	4				157	128	117	91%	168
	Other enrolled students, 2012-13						166	129	78%	164
	All program completers, 2012-13	106	105	99%	172	157	670	648	97%	169
	All program completers, 2011-12	109	109	100%	170	157	456	451	99%	168
	All program completers, 2010-11						3			
PRINC LEARNING AND TEACHING EARLY CHILD (0521) Test Company: ETS Score Range: 100-200	All enrolled students who have completed all nonclinical courses, 2012-13						5			
	Other enrolled students, 2012-13						9			
	All program completers, 2012-13	1				159	13	13	100%	185
	All program completers, 2011-12	3				159	286	284	99%	180
	All program completers, 2010-11	119	119	100%	184	159	695	695	100%	182
SE CORE KNOWLEDGE & APPLICATIONS (0354) Test Company: ETS Score Range: 100-200	All enrolled students who have completed all nonclinical courses, 2012-13									
	Other enrolled students, 2012-13									
	All program completers, 2012-13	4				151	10	10	100%	169
	All program completers, 2011-12	1				151	18	18	100%	171
	All program completers, 2010-11						16	16	100%	176

Single Assessment Institution-Level Pass Rate Data: Traditional Teacher Preparation Program Within IHE

		HEOA - Title II 2012 - 2013 Academic Year								
Institution Name		UNIVERSITY ARKANSAS FAYETTEVILLE								
Institution Code		6866								
State		Arkansas								
							<i>April 2, 2014</i>			
Assessment Information ¹	Group	Number Taking Assessment	Number Passing Assessment	Institutional Pass Rate	Institutional Average Scaled Score	Assessment Cut Score ²	Statewide			
							Number Taking Assessment	Number Passing Assessment	Statewide Pass Rate	Statewide Average Scaled Score
SE KNOWLEDGE-BASED CORE PRINCIPLES (0351) Test Company: ETS Score Range: 100-200	All enrolled students who have completed all nonclinical courses, 2012-13									
	Other enrolled students, 2012-13									
	All program completers, 2012-13									
	All program completers, 2011-12									
	All program completers, 2010-11						6			
SOCIAL STUDIES ANALYTICAL ESSAYS (0082) Test Company: ETS Score Range: 100-200	All enrolled students who have completed all nonclinical courses, 2012-13						3			
	Other enrolled students, 2012-13						2			
	All program completers, 2012-13						4			
	All program completers, 2011-12	6				140	43	43	100%	150
	All program completers, 2010-11	12	12	100%	153	140	70	70	100%	150
SOCIAL STUDIES CONTENT & INTERPRET (0086) Test Company: ETS Score Range: 100-200	All enrolled students who have completed all nonclinical courses, 2012-13	6				153	23	18	78%	158
	Other enrolled students, 2012-13	1				153	64	47	73%	159
	All program completers, 2012-13	10	10	100%	162	153	77	70	91%	163
	All program completers, 2011-12	4				153	37	35	95%	163
	All program completers, 2010-11						2			
SOCIAL STUDIES CONTENT KNOWLEDGE (0081) Test Company: ETS Score Range: 100-200	All enrolled students who have completed all nonclinical courses, 2012-13						3			
	Other enrolled students, 2012-13						3			
	All program completers, 2012-13						4			
	All program completers, 2011-12	6				155	43	43	100%	172
	All program completers, 2010-11	12	12	100%	175	155	71	69	97%	168


Single Assessment Institution-Level Pass Rate Data: *Traditional Teacher Preparation Program Within IHE*

	HEOA - Title II 2012 - 2013 Academic Year	
	Institution Name	UNIVERSITY ARKANSAS FAYETTEVILLE
	Institution Code	6866
	State	Arkansas

April 2, 2014

Assessment Information ¹	Group	Number Taking Assessment	Number Passing Assessment	Institutional Pass Rate	Institutional Average Scaled Score	Assessment Cut Score ²	Statewide				
							Number Taking Assessment	Number Passing Assessment	Statewide Pass Rate	Statewide Average Scaled Score	
SPANISH CONTENT KNOWLEDGE (0191) Test Company: ETS Score Range: 100-200	All enrolled students who have completed all nonclinical courses, 2012-13										
	Other enrolled students, 2012-13										
	All program completers, 2012-13										
	All program completers, 2011-12						1				
	All program completers, 2010-11	5				155	7				
SPANISH PEDAGOGY (0194) Test Company: ETS Score Range: 100-200	All enrolled students who have completed all nonclinical courses, 2012-13										
	Other enrolled students, 2012-13										
	All program completers, 2012-13										
	All program completers, 2011-12						1				
	All program completers, 2010-11						3				
SPANISH PRODUCTIVE LANGUAGE SKILLS (0192) Test Company: ETS Score Range: 100-200	All enrolled students who have completed all nonclinical courses, 2012-13										
	Other enrolled students, 2012-13										
	All program completers, 2012-13										
	All program completers, 2011-12						1				
	All program completers, 2010-11	5				141	7				
SPANISH WORLD LANGUAGE (CD) (5195) Test Company: ETS Score Range: 100-200	All enrolled students who have completed all nonclinical courses, 2012-13	6				168	9				
	Other enrolled students, 2012-13						8				
	All program completers, 2012-13	6				168	16	15	94%	174	
	All program completers, 2011-12	2				168	10	8	80%	170	
	All program completers, 2010-11						14	9	64%	163	


Single Assessment Institution-Level Pass Rate Data: *Traditional Teacher Preparation Program Within IHE*

	HEOA - Title II 2012 - 2013 Academic Year	
	Institution Name	UNIVERSITY ARKANSAS FAYETTEVILLE
	Institution Code	6866
	State	Arkansas

April 2, 2014

Assessment Information ¹	Group	Number Taking Assessment	Number Passing Assessment	Institutional Pass Rate	Institutional Average Scaled Score	Assessment Cut Score ²	Statewide			
							Number Taking Assessment	Number Passing Assessment	Statewide Pass Rate	Statewide Average Scaled Score
SPEECH COMMUNICATIONS (0221) Test Company: ETS Score Range: 100-200	All enrolled students who have completed all nonclinical courses, 2012-13	1				141	2			
	Other enrolled students, 2012-13						3			
	All program completers, 2012-13	4				141	5			
	All program completers, 2011-12	1				141	2			
	All program completers, 2010-11	2				141	4			
TECHNOLOGY EDUCATION II (0051) Test Company: ETS Score Range: 100-200	All enrolled students who have completed all nonclinical courses, 2012-13									
	Other enrolled students, 2012-13									
	All program completers, 2012-13									
	All program completers, 2011-12	1				159	1			
	All program completers, 2010-11									
TECHNOLOGY EDUCATION (0050) Test Company: ETS Score Range: 250-990	All enrolled students who have completed all nonclinical courses, 2012-13									
	Other enrolled students, 2012-13									
	All program completers, 2012-13									
	All program completers, 2011-12									
	All program completers, 2010-11	2				550	2			
THEATRE (0640) Test Company: ETS Score Range: 250-990	All enrolled students who have completed all nonclinical courses, 2012-13									
	Other enrolled students, 2012-13									
	All program completers, 2012-13	2				580	4			
	All program completers, 2011-12						1			
	All program completers, 2010-11	2				580	3			

Single Assessment Institution-Level Pass Rate Data: *Traditional Teacher Preparation Program Within IHE*

	HEOA - Title II 2012 - 2013 Academic Year	
	Institution Name	UNIVERSITY ARKANSAS FAYETTEVILLE
	Institution Code	6866
	State	Arkansas

April 2, 2014

Assessment Information ¹	Group	Number Taking Assessment	Number Passing Assessment	Institutional Pass Rate	Institutional Average Scaled Score	Assessment Cut Score ²	Statewide			
							Number Taking Assessment	Number Passing Assessment	Statewide Pass Rate	Statewide Average Scaled Score
WORLD LANGUAGE PEDAGOGY (0841) Test Company: ETS Score Range: 100-200	All enrolled students who have completed all nonclinical courses, 2012-13						4			
	Other enrolled students, 2012-13						7			
	All program completers, 2012-13	10	10	100%	189	158	23	23	100%	186
	All program completers, 2011-12	3				158	11	11	100%	185
	All program completers, 2010-11	6				158	20	20	100%	186

Note: In cases where there are less than ten students taking the assessment or license/certificate, the number passing and pass rate are not reported.

¹Tests with multiple delivery options (computer, paper, etc.) will be noted with the assessment code for one format only.

²Cut scores may vary for groups depending upon when the cut scores are established by the state and when each group completed their teacher certification or licensure assessment.