


**Single Assessment Institution-Level Pass Rate Data: Traditional Teacher Preparation Program Within IHE**


	<b>HEOA - Title II 2014 - 2015 Academic Year</b>
	<b>Institution Name</b>
	<b>Institution Code</b>
	<b>State</b>

UNIVERSITY ARKANSAS FAYETTEVILLE  
6866  
Arkansas

February 26, 2016

Assessment Information <sup>1</sup>	Group	Number Taking Assessment	Number Passing Assessment	Institutional Pass Rate	Institutional Average Scaled Score	Assessment Cut Score <sup>2</sup>	Statewide			
							Number Taking Assessment	Number Passing Assessment	Statewide Pass Rate	Statewide Average Scaled Score
<b>AGRICULTURE (DISCONTINUED) (0700)</b>  Test Company: ETS Score Range: 250-990	All enrolled students who have completed all nonclinical courses, 2014-15									
	Other enrolled students, 2014-15									
	All program completers, 2014-15						5			
	All program completers, 2013-14	8				510	19	19	100%	589
	All program completers, 2012-13	8				510	18	17	94%	574
<b>ART CONTENT AND ANALYSIS (5135)</b>  Test Company: ETS Score Range: 100-200	All enrolled students who have completed all nonclinical courses, 2014-15	2				161	15	14	93%	168
	Other enrolled students, 2014-15						7			
	All program completers, 2014-15	7				161	24	22	92%	169
	All program completers, 2013-14	10	10	100%	173	161	36	35	97%	171
	All program completers, 2012-13	3				161	29	28	97%	171
<b>BIOLOGY CONTENT KNOWLEDGE (0235)</b>  Test Company: ETS Score Range: 100-200	All enrolled students who have completed all nonclinical courses, 2014-15	1				142	7			
	Other enrolled students, 2014-15	4				142	8			
	All program completers, 2014-15	1				142	20	20	100%	168
	All program completers, 2013-14	6				142	21	21	100%	162
	All program completers, 2012-13	6				142	22	22	100%	165
<b>BUSINESS ED CONTENT KNOWLEDGE (5101)</b>  Test Company: ETS Score Range: 100-200	All enrolled students who have completed all nonclinical courses, 2014-15	4				154	4			
	Other enrolled students, 2014-15						6			
	All program completers, 2014-15	2				154	12	12	100%	171
	All program completers, 2013-14	8				154	23	22	96%	168
	All program completers, 2012-13	8				154	20	20	100%	170


**Single Assessment Institution-Level Pass Rate Data: Traditional Teacher Preparation Program Within IHE**

	<b>HEOA - Title II 2014 - 2015 Academic Year</b>
	<b>Institution Name</b> UNIVERSITY ARKANSAS FAYETTEVILLE
	<b>Institution Code</b> 6866
	<b>State</b> Arkansas

February 26, 2016

Assessment Information <sup>1</sup>	Group	Number Taking Assessment	Number Passing Assessment	Institutional Pass Rate	Institutional Average Scaled Score	Assessment Cut Score <sup>2</sup>	Statewide			
							Number Taking Assessment	Number Passing Assessment	Statewide Pass Rate	Statewide Average Scaled Score
<b>CORE ACADEMIC SKILLS FOR ED: MATH (5732)</b>  Test Company: ETS Score Range: 100-200	All enrolled students who have completed all nonclinical courses, 2014-15	45	38	84%	165	150	225	214	95%	167
	Other enrolled students, 2014-15	32	28	88%	165	150	948	924	97%	167
	All program completers, 2014-15	61	60	98%	175	150	175	174	99%	172
	All program completers, 2013-14	8				150	10	10	100%	176
	All program completers, 2012-13									
<b>CORE ACADEMIC SKILLS FOR ED: READING (5712)</b>  Test Company: ETS Score Range: 100-200	All enrolled students who have completed all nonclinical courses, 2014-15	46	44	96%	178	156	230	228	99%	180
	Other enrolled students, 2014-15	30	28	93%	181	156	932	926	99%	181
	All program completers, 2014-15	62	62	100%	187	156	181	181	100%	185
	All program completers, 2013-14	8				156	9			
	All program completers, 2012-13									
<b>CORE ACADEMIC SKILLS FOR ED: WRITING (5722)</b>  Test Company: ETS Score Range: 100-200	All enrolled students who have completed all nonclinical courses, 2014-15	47	44	94%	168	162	239	235	98%	170
	Other enrolled students, 2014-15	32	31	97%	174	162	1056	1042	99%	171
	All program completers, 2014-15	63	62	98%	175	162	191	190	99%	173
	All program completers, 2013-14	9				162	10	9	90%	172
	All program completers, 2012-13									
<b>EARLY CHILDHOOD CONTENT KNOWLEDGE (5022)</b>  Test Company: ETS Score Range: 100-200	All enrolled students who have completed all nonclinical courses, 2014-15						205	205	100%	177
	Other enrolled students, 2014-15	114	114	100%	179	157	305	305	100%	177
	All program completers, 2014-15	126	126	100%	179	157	733	733	100%	178
	All program completers, 2013-14	94	94	100%	178	157	724	724	100%	177
	All program completers, 2012-13	101	101	100%	178	157	671	671	100%	178


**Single Assessment Institution-Level Pass Rate Data: Traditional Teacher Preparation Program Within IHE**

	<b>HEOA - Title II 2014 - 2015 Academic Year</b>
	<b>Institution Name</b> UNIVERSITY ARKANSAS FAYETTEVILLE
	<b>Institution Code</b> 6866
	<b>State</b> Arkansas


February 26, 2016

Assessment Information <sup>1</sup>	Group	Number Taking Assessment	Number Passing Assessment	Institutional Pass Rate	Institutional Average Scaled Score	Assessment Cut Score <sup>2</sup>	Statewide			
							Number Taking Assessment	Number Passing Assessment	Statewide Pass Rate	Statewide Average Scaled Score
<b>EARTH AND SPACE SCIENCES - CK (5571)</b>  Test Company: ETS Score Range: 100-200	All enrolled students who have completed all nonclinical courses, 2014-15						3			
	Other enrolled students, 2014-15									
	All program completers, 2014-15	1				145	8			
	All program completers, 2013-14	5				145	13	12	92%	155
	All program completers, 2012-13	9				145	29	28	97%	158
<b>ELEM ED MULTI SUBJ MATHEMATICS (DISC) (5033)</b>  Test Company: ETS Score Range: 100-200	All enrolled students who have completed all nonclinical courses, 2014-15						2			
	Other enrolled students, 2014-15						8			
	All program completers, 2014-15						3			
	All program completers, 2013-14									
	All program completers, 2012-13									
<b>ELEM ED MULTI SUBJ READING LANG ARTS (DISC) (5032)</b>  Test Company: ETS Score Range: 100-200	All enrolled students who have completed all nonclinical courses, 2014-15						2			
	Other enrolled students, 2014-15						7			
	All program completers, 2014-15						3			
	All program completers, 2013-14									
	All program completers, 2012-13									
<b>ELEM ED MULTI SUBJ SCIENCES (DISC) (5035)</b>  Test Company: ETS Score Range: 100-200	All enrolled students who have completed all nonclinical courses, 2014-15						2			
	Other enrolled students, 2014-15						7			
	All program completers, 2014-15						3			
	All program completers, 2013-14									
	All program completers, 2012-13									

**Single Assessment Institution-Level Pass Rate Data: Traditional Teacher Preparation Program Within IHE**

		<b>HEOA - Title II 2014 - 2015 Academic Year</b>								
Institution Name		UNIVERSITY ARKANSAS FAYETTEVILLE								
Institution Code		6866								
State		Arkansas								
							February 26, 2016 <b>Statewide</b>			
Assessment Information <sup>1</sup>	Group	Number Taking Assessment	Number Passing Assessment	Institutional Pass Rate	Institutional Average Scaled Score	Assessment Cut Score <sup>2</sup>	Number Taking Assessment	Number Passing Assessment	Statewide Pass Rate	Statewide Average Scaled Score
<b>ELEM ED MULTI SUBJ SOCIAL STUDIES (DISC) (5034)</b>  Test Company: ETS Score Range: 100-200	All enrolled students who have completed all nonclinical courses, 2014-15						2			
	Other enrolled students, 2014-15						7			
	All program completers, 2014-15						3			
	All program completers, 2013-14									
	All program completers, 2012-13									
<b>ENG LANG LIT COMP CONTENT &amp; ANALYSIS (DISC) (5044)</b>  Test Company: ETS Score Range: 100-200	All enrolled students who have completed all nonclinical courses, 2014-15						4			
	Other enrolled students, 2014-15	1				166	6			
	All program completers, 2014-15	5				166	44	44	100%	178
	All program completers, 2013-14	14	14	100%	183	166	92	92	100%	179
	All program completers, 2012-13	9				166	99	95	96%	179
<b>ENG LANG LIT COMP CONTENT KNOWLEDGE (DISC) (0041)</b>  Test Company: ETS Score Range: 100-200	All enrolled students who have completed all nonclinical courses, 2014-15									
	Other enrolled students, 2014-15									
	All program completers, 2014-15									
	All program completers, 2013-14									
	All program completers, 2012-13						6			
<b>ENG LANG LIT COMP ESSAYS (DISCONTINUED) (0042)</b>  Test Company: ETS Score Range: 100-200	All enrolled students who have completed all nonclinical courses, 2014-15									
	Other enrolled students, 2014-15									
	All program completers, 2014-15									
	All program completers, 2013-14									
	All program completers, 2012-13	1				150	6			


**Single Assessment Institution-Level Pass Rate Data: Traditional Teacher Preparation Program Within IHE**

	<b>HEOA - Title II 2014 - 2015 Academic Year</b>
	<b>Institution Name</b> UNIVERSITY ARKANSAS FAYETTEVILLE
	<b>Institution Code</b> 6866
	<b>State</b> Arkansas

February 26, 2016

Assessment Information <sup>1</sup>	Group	Number Taking Assessment	Number Passing Assessment	Institutional Pass Rate	Institutional Average Scaled Score	Assessment Cut Score <sup>2</sup>	Statewide			
							Number Taking Assessment	Number Passing Assessment	Statewide Pass Rate	Statewide Average Scaled Score
<b>ENG LANG LIT COMP PEDAGOGY (DISCONTINUED (0043))</b>  Test Company: ETS Score Range: 100-200	All enrolled students who have completed all nonclinical courses, 2014-15						4			
	Other enrolled students, 2014-15						4			
	All program completers, 2014-15						1			
	All program completers, 2013-14						1			
	All program completers, 2012-13	10	10	100%	164	145	103	100	97%	157
<b>ENGLISH LANGUAGE ARTS: CONTENT AND ANALYSIS (5039)</b>  Test Company: ETS Score Range: 100-200	All enrolled students who have completed all nonclinical courses, 2014-15						11	10	91%	175
	Other enrolled students, 2014-15	8				168	31	24	77%	174
	All program completers, 2014-15						23	20	87%	175
	All program completers, 2013-14									
	All program completers, 2012-13									
<b>FAMILY AND CONSUMER SCIENCES (DISCONTINUED 2) (5121)</b>  Test Company: ETS Score Range: 100-200	All enrolled students who have completed all nonclinical courses, 2014-15	5				153	5			
	Other enrolled students, 2014-15	1				153	6			
	All program completers, 2014-15	11	11	100%	164	153	22	22	100%	165
	All program completers, 2013-14	8				153	24	24	100%	170
	All program completers, 2012-13	12	12	100%	167	153	24	24	100%	169
<b>FRENCH WORLD LANGUAGE (5174)</b>  Test Company: ETS Score Range: 100-200	All enrolled students who have completed all nonclinical courses, 2014-15									
	Other enrolled students, 2014-15									
	All program completers, 2014-15									
	All program completers, 2013-14						2			
	All program completers, 2012-13	3				162	7			

Single Assessment Institution-Level Pass Rate Data: *Traditional Teacher Preparation Program Within IHE*


	<b>HEOA - Title II 2014 - 2015 Academic Year</b>
	<b>Institution Name</b>
	<b>Institution Code</b>
	<b>State</b>

UNIVERSITY ARKANSAS FAYETTEVILLE  
6866  
Arkansas


February 26, 2016

Assessment Information <sup>1</sup>	Group	Number Taking Assessment	Number Passing Assessment	Institutional Pass Rate	Institutional Average Scaled Score	Assessment Cut Score <sup>2</sup>	Statewide			
							Number Taking Assessment	Number Passing Assessment	Statewide Pass Rate	Statewide Average Scaled Score
<b>GERMAN WORLD LANGUAGE (5183)</b>  Test Company: ETS Score Range: 100-200	All enrolled students who have completed all nonclinical courses, 2014-15									
	Other enrolled students, 2014-15	1				163	1			
	All program completers, 2014-15									
	All program completers, 2013-14									
	All program completers, 2012-13	1				163	1			
<b>HEALTH AND PE (DISC) (5856)</b>  Test Company: ETS Score Range: 100-200	All enrolled students who have completed all nonclinical courses, 2014-15	3				144	11	11	100%	159
	Other enrolled students, 2014-15						11	11	100%	159
	All program completers, 2014-15	7				144	67	66	99%	161
	All program completers, 2013-14	28	28	100%	163	144	147	147	100%	161
	All program completers, 2012-13	39	39	100%	167	144	152	152	100%	161
<b>HEALTH AND PE (5857)</b>  Test Company: ETS Score Range: 100-200	All enrolled students who have completed all nonclinical courses, 2014-15	16	12	75%	160	155	51	46	90%	163
	Other enrolled students, 2014-15						39	35	90%	161
	All program completers, 2014-15	16	16	100%	169	155	96	96	100%	165
	All program completers, 2013-14	1				155	12	11	92%	161
	All program completers, 2012-13						5			
<b>LIFE SCIENCE PEDAGOGY (0234)</b>  Test Company: ETS Score Range: 100-200	All enrolled students who have completed all nonclinical courses, 2014-15						1			
	Other enrolled students, 2014-15									
	All program completers, 2014-15									
	All program completers, 2013-14	1				146	4			
	All program completers, 2012-13	5				146	21	20	95%	154

**Single Assessment Institution-Level Pass Rate Data: Traditional Teacher Preparation Program Within IHE**


		<b>HEOA - Title II 2014 - 2015 Academic Year</b>								
<b>Institution Name</b>		UNIVERSITY ARKANSAS FAYETTEVILLE								
<b>Institution Code</b>		6866								
<b>State</b>		Arkansas								
							<i>February 26, 2016</i>			
Assessment Information <sup>1</sup>	Group	Number Taking Assessment	Number Passing Assessment	Institutional Pass Rate	Institutional Average Scaled Score	Assessment Cut Score <sup>2</sup>	Statewide			
							Number Taking Assessment	Number Passing Assessment	Statewide Pass Rate	Statewide Average Scaled Score
<b>MARKETING EDUCATION (5561)</b>  Test Company: ETS Score Range: 100-200	All enrolled students who have completed all nonclinical courses, 2014-15									
	Other enrolled students, 2014-15									
	All program completers, 2014-15									
	All program completers, 2013-14	1				156	1			
	All program completers, 2012-13									
<b>MATH PROOFS MODELS PROBLEMS PART 1 (DISC) (0063)</b>  Test Company: ETS Score Range: 100-200	All enrolled students who have completed all nonclinical courses, 2014-15									
	Other enrolled students, 2014-15						3			
	All program completers, 2014-15	6				144	16	16	100%	172
	All program completers, 2013-14	6				144	51	46	90%	163
	All program completers, 2012-13	10	10	100%	158	144	56	54	96%	163
<b>MATHEMATICS CONTENT KNOWLEDGE (DISC) (0061)</b>  Test Company: ETS Score Range: 100-200	All enrolled students who have completed all nonclinical courses, 2014-15									
	Other enrolled students, 2014-15						3			
	All program completers, 2014-15	6				125	16	16	100%	154
	All program completers, 2013-14	6				125	50	49	98%	151
	All program completers, 2012-13	10	10	100%	147	125	56	55	98%	148
<b>MATHEMATICS CONTENT KNOWLEDGE (5161)</b>  Test Company: ETS Score Range: 100-200	All enrolled students who have completed all nonclinical courses, 2014-15						11	7	64%	154
	Other enrolled students, 2014-15	4				160	27	13	48%	157
	All program completers, 2014-15	1				160	19	17	89%	164
	All program completers, 2013-14						1			
	All program completers, 2012-13									

**Single Assessment Institution-Level Pass Rate Data: Traditional Teacher Preparation Program Within IHE**

		<b>HEOA - Title II 2014 - 2015 Academic Year</b>								
Institution Name		UNIVERSITY ARKANSAS FAYETTEVILLE								
Institution Code		6866								
State		Arkansas								
							Statewide <span style="float: right; font-size: small;">February 26, 2016</span>			
Assessment Information <sup>1</sup>	Group	Number Taking Assessment	Number Passing Assessment	Institutional Pass Rate	Institutional Average Scaled Score	Assessment Cut Score <sup>2</sup>	Number Taking Assessment	Number Passing Assessment	Statewide Pass Rate	Statewide Average Scaled Score
<b>MATHEMATICS PEDAGOGY (DISC) (0065)</b>  Test Company: ETS Score Range: 100-200	All enrolled students who have completed all nonclinical courses, 2014-15									
	Other enrolled students, 2014-15									
	All program completers, 2014-15									
	All program completers, 2013-14						7			
	All program completers, 2012-13	10	10	100%	163	135	56	55	98%	153
<b>MIDDLE SCHOOL CONTENT KNOWLEDGE (5146)</b>  Test Company: ETS Score Range: 100-200	All enrolled students who have completed all nonclinical courses, 2014-15									
	Other enrolled students, 2014-15									
	All program completers, 2014-15									
	All program completers, 2013-14						2			
	All program completers, 2012-13						15	14	93%	162
<b>MIDDLE SCHOOL ENG LANG ARTS (5047)</b>  Test Company: ETS Score Range: 100-200	All enrolled students who have completed all nonclinical courses, 2014-15						13	11	85%	167
	Other enrolled students, 2014-15						35	16	46%	163
	All program completers, 2014-15						67	50	75%	165
	All program completers, 2013-14						40	16	40%	160
	All program completers, 2012-13									
<b>MIDDLE SCHOOL MATHEMATICS (5169)</b>  Test Company: ETS Score Range: 100-200	All enrolled students who have completed all nonclinical courses, 2014-15						19	16	84%	172
	Other enrolled students, 2014-15						27	19	70%	170
	All program completers, 2014-15						93	77	83%	170
	All program completers, 2013-14						63	42	67%	166
	All program completers, 2012-13									



Single Assessment Institution-Level Pass Rate Data: *Traditional Teacher Preparation Program Within IHE*


	<b>HEOA - Title II 2014 - 2015 Academic Year</b>
	<b>Institution Name</b>
	<b>Institution Code</b>
	<b>State</b>

UNIVERSITY ARKANSAS FAYETTEVILLE  
6866  
Arkansas

February 26, 2016

Assessment Information <sup>1</sup>	Group	Number Taking Assessment	Number Passing Assessment	Institutional Pass Rate	Institutional Average Scaled Score	Assessment Cut Score <sup>2</sup>	Statewide			
							Number Taking Assessment	Number Passing Assessment	Statewide Pass Rate	Statewide Average Scaled Score
<b>MIDDLE SCHOOL MULTI SUBJ ENG LANG ARTS (5142)</b>  Test Company: ETS Score Range: 100-200	All enrolled students who have completed all nonclinical courses, 2014-15									
	Other enrolled students, 2014-15						5			
	All program completers, 2014-15						12	12	100%	168
	All program completers, 2013-14						91	88	97%	171
	All program completers, 2012-13	11	11	100%	184	150	141	139	99%	173
<b>MIDDLE SCHOOL MULTI SUBJ MATHEMATICS (5143)</b>  Test Company: ETS Score Range: 100-200	All enrolled students who have completed all nonclinical courses, 2014-15									
	Other enrolled students, 2014-15						6			
	All program completers, 2014-15						5			
	All program completers, 2013-14						92	75	82%	156
	All program completers, 2012-13	11	9	82%	157	143	142	115	81%	156
<b>MIDDLE SCHOOL MULTI SUBJ SCIENCES (5145)</b>  Test Company: ETS Score Range: 100-200	All enrolled students who have completed all nonclinical courses, 2014-15									
	Other enrolled students, 2014-15						6			
	All program completers, 2014-15						7			
	All program completers, 2013-14						90	73	81%	153
	All program completers, 2012-13	11	7	64%	148	143	144	126	88%	152
<b>MIDDLE SCHOOL MULTI SUBJ SOCIAL STUDIES (5144)</b>  Test Company: ETS Score Range: 100-200	All enrolled students who have completed all nonclinical courses, 2014-15									
	Other enrolled students, 2014-15						4			
	All program completers, 2014-15						7			
	All program completers, 2013-14						83	59	71%	149
	All program completers, 2012-13	11	7	64%	149	142	140	95	68%	148

**Single Assessment Institution-Level Pass Rate Data: Traditional Teacher Preparation Program Within IHE**


	<b>HEOA - Title II 2014 - 2015 Academic Year</b>
	<b>Institution Name</b>
	<b>Institution Code</b>
	<b>State</b>

UNIVERSITY ARKANSAS FAYETTEVILLE  
6866  
Arkansas

February 26, 2016

Assessment Information <sup>1</sup>	Group	Number Taking Assessment	Number Passing Assessment	Institutional Pass Rate	Institutional Average Scaled Score	Assessment Cut Score <sup>2</sup>	Statewide			
							Number Taking Assessment	Number Passing Assessment	Statewide Pass Rate	Statewide Average Scaled Score
<b>MIDDLE SCHOOL SCIENCE (DISCONTINUED) (0439)</b>  Test Company: ETS Score Range: 100-200	All enrolled students who have completed all nonclinical courses, 2014-15						1			
	Other enrolled students, 2014-15						4			
	All program completers, 2014-15						35	35	100%	163
	All program completers, 2013-14						45	37	82%	155
	All program completers, 2012-13									
<b>MIDDLE SCHOOL SCIENCE (5440)</b>  Test Company: ETS Score Range: 100-200	All enrolled students who have completed all nonclinical courses, 2014-15						25	20	80%	157
	Other enrolled students, 2014-15						32	22	69%	155
	All program completers, 2014-15						57	41	72%	155
	All program completers, 2013-14						15	4	27%	140
	All program completers, 2012-13									
<b>MIDDLE SCHOOL SOCIAL STUDIES (5089)</b>  Test Company: ETS Score Range: 100-200	All enrolled students who have completed all nonclinical courses, 2014-15						11	11	100%	163
	Other enrolled students, 2014-15						12	11	92%	165
	All program completers, 2014-15						77	66	86%	159
	All program completers, 2013-14						45	35	78%	156
	All program completers, 2012-13									
<b>MUSIC ANALYSIS (DISCONTINUED) (0112)</b>  Test Company: ETS Score Range: 100-200	All enrolled students who have completed all nonclinical courses, 2014-15									
	Other enrolled students, 2014-15						1			
	All program completers, 2014-15									
	All program completers, 2013-14						6			
	All program completers, 2012-13		3				150	46	45	98%


**Single Assessment Institution-Level Pass Rate Data: Traditional Teacher Preparation Program Within IHE**

	<b>HEOA - Title II 2014 - 2015 Academic Year</b>
	<b>Institution Name</b> UNIVERSITY ARKANSAS FAYETTEVILLE
	<b>Institution Code</b> 6866
	<b>State</b> Arkansas

February 26, 2016

Assessment Information <sup>1</sup>	Group	Number Taking Assessment	Number Passing Assessment	Institutional Pass Rate	Institutional Average Scaled Score	Assessment Cut Score <sup>2</sup>	Statewide			
							Number Taking Assessment	Number Passing Assessment	Statewide Pass Rate	Statewide Average Scaled Score
<b>MUSIC CONCEPTS AND PROCESSES (DISCONTINUED) (0111)</b>  Test Company: ETS Score Range: 100-200	All enrolled students who have completed all nonclinical courses, 2014-15									
	Other enrolled students, 2014-15									
	All program completers, 2014-15									
	All program completers, 2013-14						6			
	All program completers, 2012-13	3				145	48	46	96%	158
<b>MUSIC CONTENT &amp; INSTRUCTION (5114)</b>  Test Company: ETS Score Range: 100-200	All enrolled students who have completed all nonclinical courses, 2014-15	1				162	3			
	Other enrolled students, 2014-15						5			
	All program completers, 2014-15						20	20	100%	169
	All program completers, 2013-14	12	8	67%	167	162	85	65	76%	165
	All program completers, 2012-13	7				162	20	18	90%	167
<b>MUSIC CONTENT KNOWLEDGE (0113)</b>  Test Company: ETS Score Range: 100-200	All enrolled students who have completed all nonclinical courses, 2014-15						23	18	78%	164
	Other enrolled students, 2014-15						20	16	80%	164
	All program completers, 2014-15	20	20	100%	173	157	103	102	99%	168
	All program completers, 2013-14						5			
	All program completers, 2012-13	3				150	48	48	100%	167
<b>PHYSICAL ED ANALYSIS AND DESIGN (DISCONTINUED) (0092)</b>  Test Company: ETS Score Range: 100-200	All enrolled students who have completed all nonclinical courses, 2014-15									
	Other enrolled students, 2014-15									
	All program completers, 2014-15									
	All program completers, 2013-14	1				150	2			
	All program completers, 2012-13	1				150	10	10	100%	158


**Single Assessment Institution-Level Pass Rate Data: Traditional Teacher Preparation Program Within IHE**

	<b>HEOA - Title II 2014 - 2015 Academic Year</b>
	<b>Institution Name</b> UNIVERSITY ARKANSAS FAYETTEVILLE
	<b>Institution Code</b> 6866
	<b>State</b> Arkansas


February 26, 2016

Assessment Information <sup>1</sup>	Group	Number Taking Assessment	Number Passing Assessment	Institutional Pass Rate	Institutional Average Scaled Score	Assessment Cut Score <sup>2</sup>	Statewide			
							Number Taking Assessment	Number Passing Assessment	Statewide Pass Rate	Statewide Average Scaled Score
<b>PHYSICAL ED CONTENT AND DESIGN (5095)</b>  Test Company: ETS Score Range: 100-200	All enrolled students who have completed all nonclinical courses, 2014-15	3				169	10	9	90%	173
	Other enrolled students, 2014-15						12	7	58%	166
	All program completers, 2014-15	7				169	66	64	97%	173
	All program completers, 2013-14	28	26	93%	175	169	158	140	89%	173
	All program completers, 2012-13	38	37	97%	177	169	147	127	86%	173
<b>PHYSICAL SCIENCE CONTENT KNOWLEDGE (0481)</b>  Test Company: ETS Score Range: 100-200	All enrolled students who have completed all nonclinical courses, 2014-15	1				145	3			
	Other enrolled students, 2014-15									
	All program completers, 2014-15	8				145	13	13	100%	171
	All program completers, 2013-14	4				145	8			
	All program completers, 2012-13	6				145	9			
<b>PHYSICAL SCIENCE PEDAGOGY (DISCONTINUED) (0483)</b>  Test Company: ETS Score Range: 100-200	All enrolled students who have completed all nonclinical courses, 2014-15									
	Other enrolled students, 2014-15									
	All program completers, 2014-15									
	All program completers, 2013-14									
	All program completers, 2012-13	5				145	8			
<b>PRAXIS I MATHEMATICS (DISCONTINUED) (0730)</b>  Test Company: ETS Score Range: 150-190	All enrolled students who have completed all nonclinical courses, 2014-15	22	22	100%	179	171	311	311	100%	178
	Other enrolled students, 2014-15	111	110	99%	180	171	662	659	100%	179
	All program completers, 2014-15	180	180	100%	180	171	1321	1320	100%	179
	All program completers, 2013-14	193	193	100%	180	171	1476	1475	100%	179
	All program completers, 2012-13	226	226	100%	180	171	1456	1455	100%	179

**Single Assessment Institution-Level Pass Rate Data: Traditional Teacher Preparation Program Within IHE**

		<b>HEOA - Title II 2014 - 2015 Academic Year</b>									
Institution Name		UNIVERSITY ARKANSAS FAYETTEVILLE									
Institution Code		6866									
State		Arkansas									
							February 26, 2016				
							Statewide				
Assessment Information <sup>1</sup>	Group	Number Taking Assessment	Number Passing Assessment	Institutional Pass Rate	Institutional Average Scaled Score	Assessment Cut Score <sup>2</sup>	Number Taking Assessment	Number Passing Assessment	Statewide Pass Rate	Statewide Average Scaled Score	
<b>PRAXIS I READING (DISCONTINUED) (0710)</b>  Test Company: ETS Score Range: 150-190	All enrolled students who have completed all nonclinical courses, 2014-15	22	22	100%	178	172	299	297	99%	178	
	Other enrolled students, 2014-15	110	110	100%	179	172	649	647	100%	179	
	All program completers, 2014-15	179	179	100%	179	172	1315	1315	100%	179	
	All program completers, 2013-14	193	193	100%	180	172	1466	1466	100%	179	
	All program completers, 2012-13	228	228	100%	180	172	1454	1452	100%	179	
<b>PRAXIS I WRITING (DISCONTINUED) (0720)</b>  Test Company: ETS Score Range: 150-190	All enrolled students who have completed all nonclinical courses, 2014-15	21	21	100%	176	173	293	291	99%	176	
	Other enrolled students, 2014-15	109	107	98%	177	173	636	629	99%	176	
	All program completers, 2014-15	176	176	100%	177	173	1312	1311	100%	176	
	All program completers, 2013-14	193	192	99%	177	173	1469	1467	100%	176	
	All program completers, 2012-13	228	228	100%	177	173	1460	1459	100%	177	
<b>PRINC LEARNING AND TEACHING 5-9 (DISCONTINUED) (0523)</b>  Test Company: ETS Score Range: 100-200	All enrolled students who have completed all nonclinical courses, 2014-15										
	Other enrolled students, 2014-15										
	All program completers, 2014-15										
	All program completers, 2013-14										
	All program completers, 2012-13						1				
<b>PRINC LEARNING AND TEACHING 5-9 (5623)</b>  Test Company: ETS Score Range: 100-200	All enrolled students who have completed all nonclinical courses, 2014-15	1				160	24	21	88%	171	
	Other enrolled students, 2014-15						33	32	97%	174	
	All program completers, 2014-15	8				160	161	153	95%	174	
	All program completers, 2013-14	19	18	95%	169	160	217	213	98%	173	
	All program completers, 2012-13	21	21	100%	172	160	183	181	99%	173	


**Single Assessment Institution-Level Pass Rate Data: Traditional Teacher Preparation Program Within IHE**

	<b>HEOA - Title II 2014 - 2015 Academic Year</b>
	<b>Institution Name</b> UNIVERSITY ARKANSAS FAYETTEVILLE
	<b>Institution Code</b> 6866
	<b>State</b> Arkansas

February 26, 2016

Assessment Information <sup>1</sup>	Group	Number Taking Assessment	Number Passing Assessment	Institutional Pass Rate	Institutional Average Scaled Score	Assessment Cut Score <sup>2</sup>	Statewide			
							Number Taking Assessment	Number Passing Assessment	Statewide Pass Rate	Statewide Average Scaled Score
<b>PRINC LEARNING AND TEACHING 7-12 (DISCONTINUED) (0524)</b>  Test Company: ETS Score Range: 100-200	All enrolled students who have completed all nonclinical courses, 2014-15									
	Other enrolled students, 2014-15						1			
	All program completers, 2014-15									
	All program completers, 2013-14							1		
	All program completers, 2012-13	1					164	7		
<b>PRINC LEARNING AND TEACHING 7-12 (5624)</b>  Test Company: ETS Score Range: 100-200	All enrolled students who have completed all nonclinical courses, 2014-15	6				157	61	54	89%	168
	Other enrolled students, 2014-15	4				157	74	67	91%	171
	All program completers, 2014-15	77	76	99%	175	157	419	414	99%	173
	All program completers, 2013-14	60	59	98%	174	157	389	376	97%	171
	All program completers, 2012-13	67	67	100%	170	157	340	331	97%	169
<b>PRINC LEARNING AND TEACHING EARLY CHILD (DISC) (0521)</b>  Test Company: ETS Score Range: 100-200	All enrolled students who have completed all nonclinical courses, 2014-15									
	Other enrolled students, 2014-15									
	All program completers, 2014-15									
	All program completers, 2013-14									
	All program completers, 2012-13	1					159	13	13	100%
<b>PRINC LEARNING AND TEACHING EARLY CHILD (5621)</b>  Test Company: ETS Score Range: 100-200	All enrolled students who have completed all nonclinical courses, 2014-15						106	96	91%	167
	Other enrolled students, 2014-15	2				157	77	60	78%	165
	All program completers, 2014-15	122	122	100%	173	157	723	700	97%	170
	All program completers, 2013-14	95	95	100%	173	157	730	720	99%	170
	All program completers, 2012-13	106	105	99%	172	157	673	660	98%	170


**Single Assessment Institution-Level Pass Rate Data: Traditional Teacher Preparation Program Within IHE**

	<b>HEOA - Title II 2014 - 2015 Academic Year</b>
	<b>Institution Name</b> UNIVERSITY ARKANSAS FAYETTEVILLE
	<b>Institution Code</b> 6866
	<b>State</b> Arkansas

February 26, 2016

Assessment Information <sup>1</sup>	Group	Number Taking Assessment	Number Passing Assessment	Institutional Pass Rate	Institutional Average Scaled Score	Assessment Cut Score <sup>2</sup>	Statewide			
							Number Taking Assessment	Number Passing Assessment	Statewide Pass Rate	Statewide Average Scaled Score
<b>PRINC LEARNING AND TEACHING K-6 (5622)</b>  Test Company: ETS Score Range: 100-200	All enrolled students who have completed all nonclinical courses, 2014-15	4				160	8			
	Other enrolled students, 2014-15						2			
	All program completers, 2014-15	17	17	100%	175	160	33	32	97%	172
	All program completers, 2013-14	6				160	15	14	93%	174
	All program completers, 2012-13									
<b>SE CORE KNOWLEDGE &amp; APPLICATIONS (5354)</b>  Test Company: ETS Score Range: 100-200	All enrolled students who have completed all nonclinical courses, 2014-15									
	Other enrolled students, 2014-15						4			
	All program completers, 2014-15						7			
	All program completers, 2013-14	1				151	11	11	100%	171
	All program completers, 2012-13	4				151	12	12	100%	169
<b>SOCIAL STUDIES ANALYTICAL ESSAYS (DISCONTINUED) (0082)</b>  Test Company: ETS Score Range: 100-200	All enrolled students who have completed all nonclinical courses, 2014-15									
	Other enrolled students, 2014-15									
	All program completers, 2014-15									
	All program completers, 2013-14									
	All program completers, 2012-13						4			
<b>SOCIAL STUDIES CONTENT &amp; INTERPRETATION (5086)</b>  Test Company: ETS Score Range: 100-200	All enrolled students who have completed all nonclinical courses, 2014-15						20	15	75%	159
	Other enrolled students, 2014-15	12	10	83%	166	153	54	39	72%	159
	All program completers, 2014-15	10	10	100%	169	153	79	78	99%	163
	All program completers, 2013-14	10	10	100%	167	153	85	81	95%	162
	All program completers, 2012-13	10	10	100%	162	153	77	72	94%	164

**Single Assessment Institution-Level Pass Rate Data: Traditional Teacher Preparation Program Within IHE**


	<b>HEOA - Title II 2014 - 2015 Academic Year</b>
	<b>Institution Name</b> UNIVERSITY ARKANSAS FAYETTEVILLE
	<b>Institution Code</b> 6866
	<b>State</b> Arkansas

February 26, 2016

Assessment Information <sup>1</sup>	Group	Number Taking Assessment	Number Passing Assessment	Institutional Pass Rate	Institutional Average Scaled Score	Assessment Cut Score <sup>2</sup>	Statewide				
							Number Taking Assessment	Number Passing Assessment	Statewide Pass Rate	Statewide Average Scaled Score	
<b>SOCIAL STUDIES CONTENT KNOWLEDGE (0081)</b>  Test Company: ETS Score Range: 100-200	All enrolled students who have completed all nonclinical courses, 2014-15										
	Other enrolled students, 2014-15										
	All program completers, 2014-15										
	All program completers, 2013-14										
	All program completers, 2012-13							4			
<b>SPANISH WORLD LANGUAGE (5195)</b>  Test Company: ETS Score Range: 100-200	All enrolled students who have completed all nonclinical courses, 2014-15						4				
	Other enrolled students, 2014-15	2				168	6				
	All program completers, 2014-15	1				168	9				
	All program completers, 2013-14	5				168	16	12	75%	173	
	All program completers, 2012-13	6				168	16	15	94%	175	
<b>SPEECH COMMUNICATION: CK (5221)</b>  Test Company: ETS Score Range: 100-200	All enrolled students who have completed all nonclinical courses, 2014-15						2				
	Other enrolled students, 2014-15	2				141	4				
	All program completers, 2014-15	4				141	7				
	All program completers, 2013-14	1				141	1				
	All program completers, 2012-13	4				141	5				
<b>TECHNOLOGY EDUCATION (5051)</b>  Test Company: ETS Score Range: 100-200	All enrolled students who have completed all nonclinical courses, 2014-15	1				159	1				
	Other enrolled students, 2014-15										
	All program completers, 2014-15	8				159	8				
	All program completers, 2013-14	2				159	2				
	All program completers, 2012-13										



**Single Assessment Institution-Level Pass Rate Data: Traditional Teacher Preparation Program Within IHE**

	<b>HEOA - Title II 2014 - 2015 Academic Year</b>
	<b>Institution Name</b> UNIVERSITY ARKANSAS FAYETTEVILLE
	<b>Institution Code</b> 6866
	<b>State</b> Arkansas

February 26, 2016

Assessment Information <sup>1</sup>	Group	Number Taking Assessment	Number Passing Assessment	Institutional Pass Rate	Institutional Average Scaled Score	Assessment Cut Score <sup>2</sup>	Statewide				
							Number Taking Assessment	Number Passing Assessment	Statewide Pass Rate	Statewide Average Scaled Score	
<b>THEATRE (DISCONTINUED) (0640)</b>  Test Company: ETS Score Range: 250-990	All enrolled students who have completed all nonclinical courses, 2014-15										
	Other enrolled students, 2014-15										
	All program completers, 2014-15										
	All program completers, 2013-14										
	All program completers, 2012-13	2				580	4				
<b>THEATRE (5641)</b>  Test Company: ETS Score Range: 0-200	All enrolled students who have completed all nonclinical courses, 2014-15						1				
	Other enrolled students, 2014-15	2				154	3				
	All program completers, 2014-15	4				154	7				
	All program completers, 2013-14	1				154	1				
	All program completers, 2012-13										
<b>WORLD LANGUAGE PEDAGOGY (5841)</b>  Test Company: ETS Score Range: 100-200	All enrolled students who have completed all nonclinical courses, 2014-15						2				
	Other enrolled students, 2014-15						5				
	All program completers, 2014-15	1				158	9				
	All program completers, 2013-14	5				158	19	19	100%	184	
	All program completers, 2012-13	10	10	100%	189	158	24	24	100%	186	

Note: In cases where there are less than ten students taking the assessment or license/certificate, the number passing and pass rate are not reported.

<sup>1</sup>Tests with multiple delivery options (computer, paper, etc.) will be noted with the assessment code for one format only.

<sup>2</sup>Cut scores may vary for groups depending upon when the cut scores are established by the state and when each group completed their teacher certification or licensure assessment.