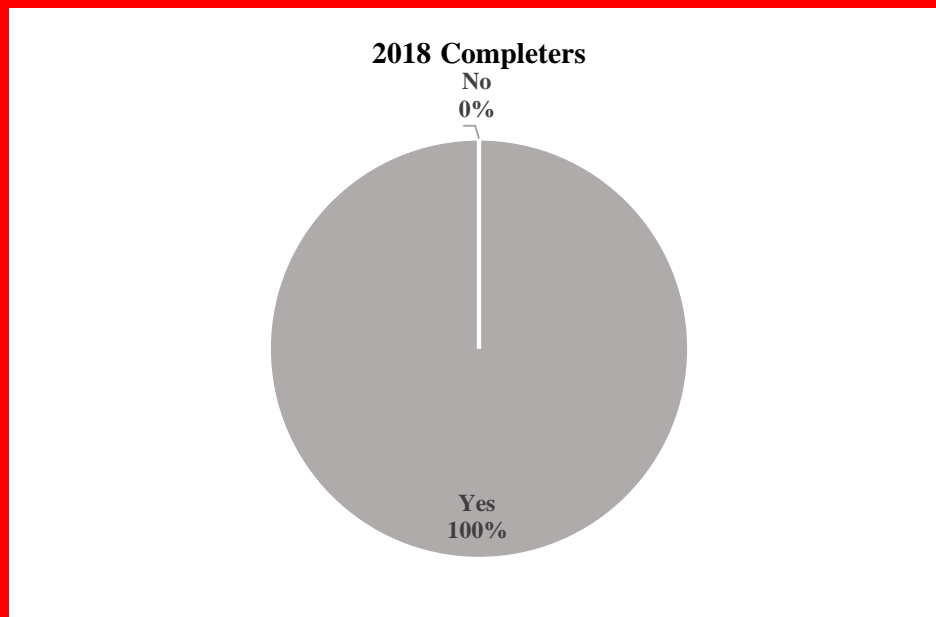


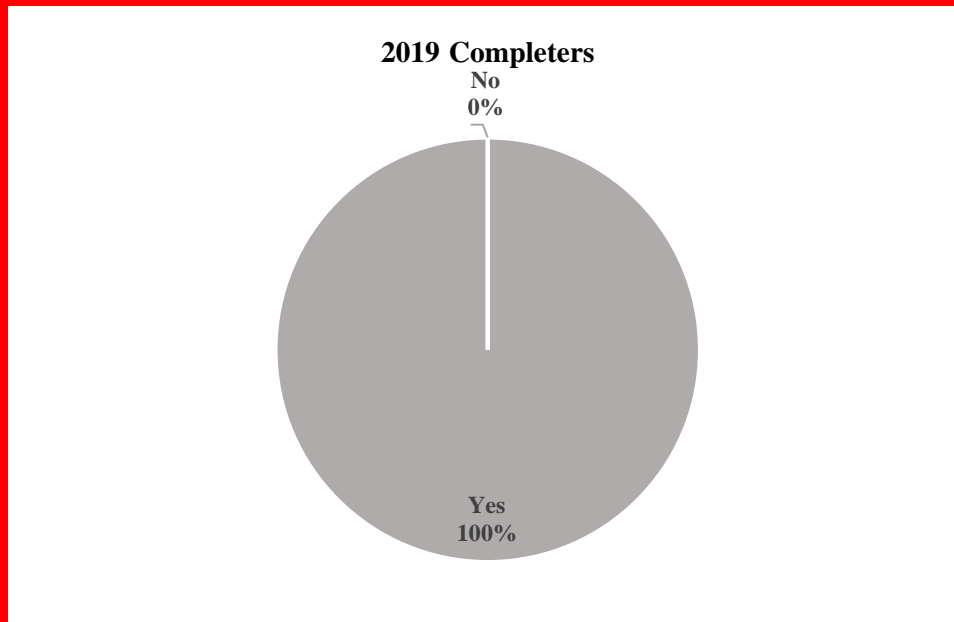
**Completer Survey  
Razorback Legacy  
EPP Overall  
2018-2019 Completers**

<b>Dear Alumni, The University of Arkansas Teacher Education Program faculty are interested in your evaluation of your effectiveness as an educator in your first year after graduation. Your feedback will assist us as we seek to continually improve our programs.</b>		<b>Percentage at Prepared or Well-Prepared 2018 Completers</b>	<b>Percentage at Prepared or Well-Prepared 2019 Completers</b>
<b>Question: Please rate the quality of your preparation with regard to each question below:</b>	<b>Standards</b>	<b>N=27 26% Return Rate</b>	<b>N=21 44% Return Rate</b>
Q1 Know the content the teacher was trained to teach	CAEP 1,3; InTASC 1,2, 3	74%	81%
Q2 Understand the developmental needs of the children assigned to you?	CAEP 1, 3; InTASC 1, 2	93%	90%
Q3 Adapt instruction to the diverse (academic, linguistic, and ethnically) individual needs of all children?	CAEP 1,3; InTASC 4, 5	70%	76%
Q4 Utilize multiple instructional strategies?	CAEP 1,3; InTASC 9	93%	86%
Q5 Maintain appropriate classroom management?	CAEP 1,3; InTASC 4, 5	70%	62%
Q6 Communicate effectively both verbally and in writing?	CAEP 1,3,, InTASC 1, 2, 3	89%	95%
Q7 Plan effectively considering the content, standards, student needs, and curricular goals?	CAEP 1, 2 InTASC 1	89%	81%
Q8 Plans instruction that allows students to solve problems and think critically?	CAEP 1 InTASC 1, 2, 3	N/A	67%
Q9 Designs instruction that requires students to utilize collaboration and communication skills?	CAEP 1 InTASC 1, 2, 3	85%	71%
Q10 Utilize assessment both to evaluate and guide instruction/interventions	CAEP 1,2; InTASC 10	82%	71%
Q11 Work effectively with parents, colleagues, and the community?	CAEP 1,2; InTASC 9	90%	71%

Q12 Practice mutual respect with two-way communication the norm?	CAEP 1; INTASC 1,2,4,7	N/A	90%
Q13 Maintain a classroom characterized by enthusiasm for learning?	CAEP 1,2; InTASC 1, 2, 3	89%	81%
Q14 Utilize technology to enhance student learning and professional growth?	CAEP 1,2,	93%	81%
Q15 Exhibit professional behavior in terms of integrity and professional ethics?	CAEP 1, 2,	96%	100%
Q16 Reflect on your own impact as an educator?	CAEP 1,2	96%	90%

**Did you make a positive impact on student learning?**



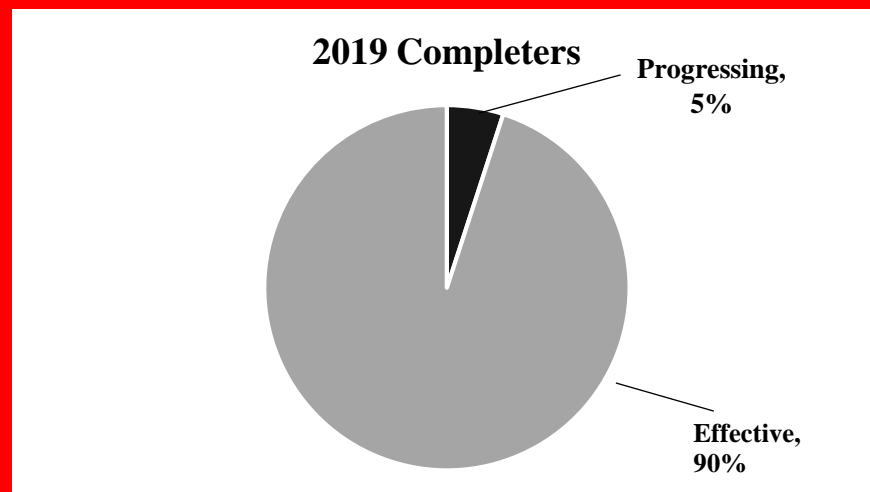
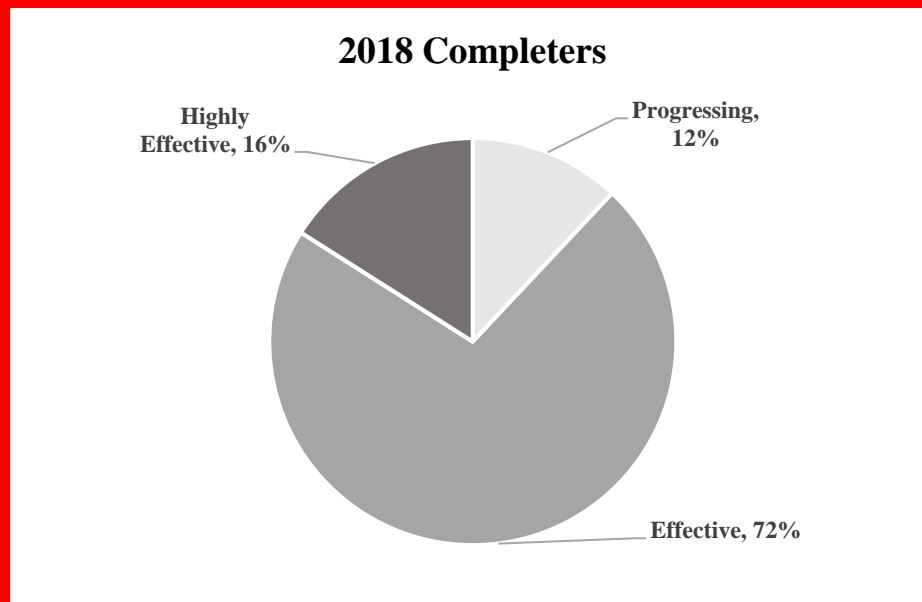


If the answer was yes, please check the types of evidence you documented to demonstrate a positive impact on student learning?

Evidence Documented 2018 Completers	
Pre/Post Tests	16
Criterion Referenced Assessments	11
Standardized Test Scores	11
Action Research Projects	5
Case Studies	2
Other	6
No Response	2

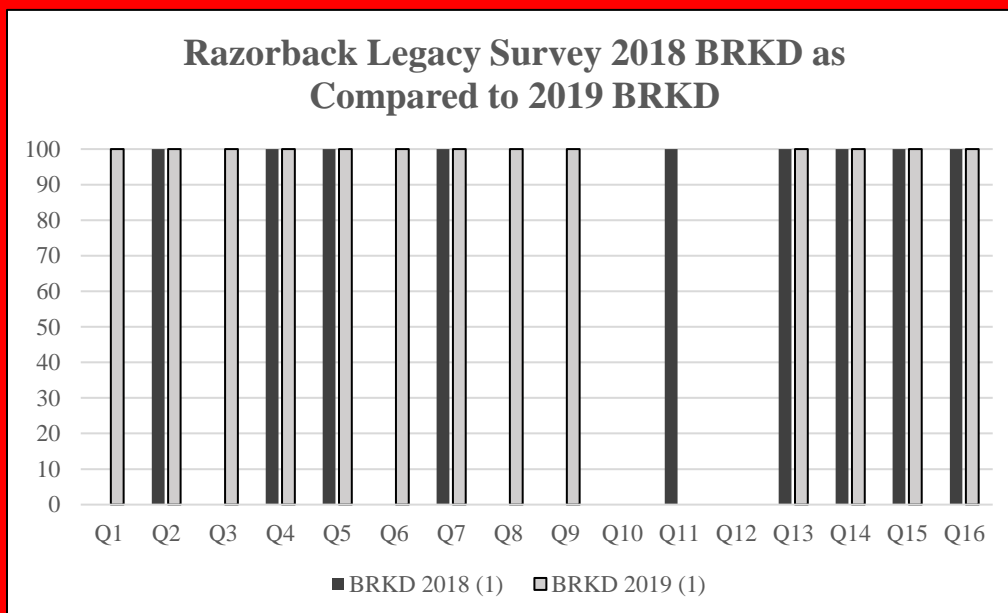
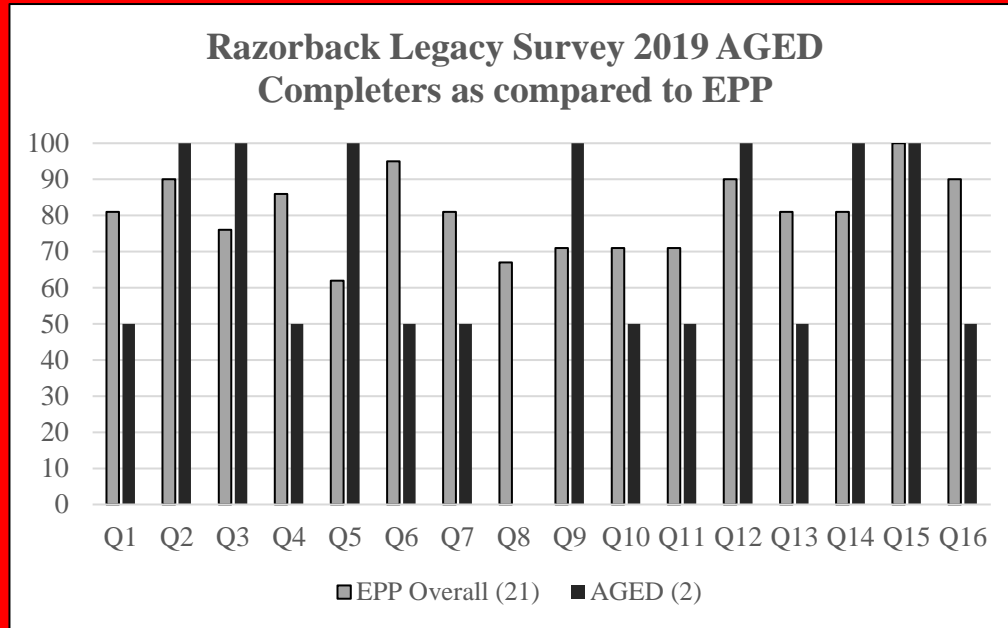
Evidence Documented 2019 Completers	
Pre/Post Tests	16
Criterion Referenced Assessments	7
Standardized Test Scores	10
Action Research Projects	6
Case Studies	3
Other	6

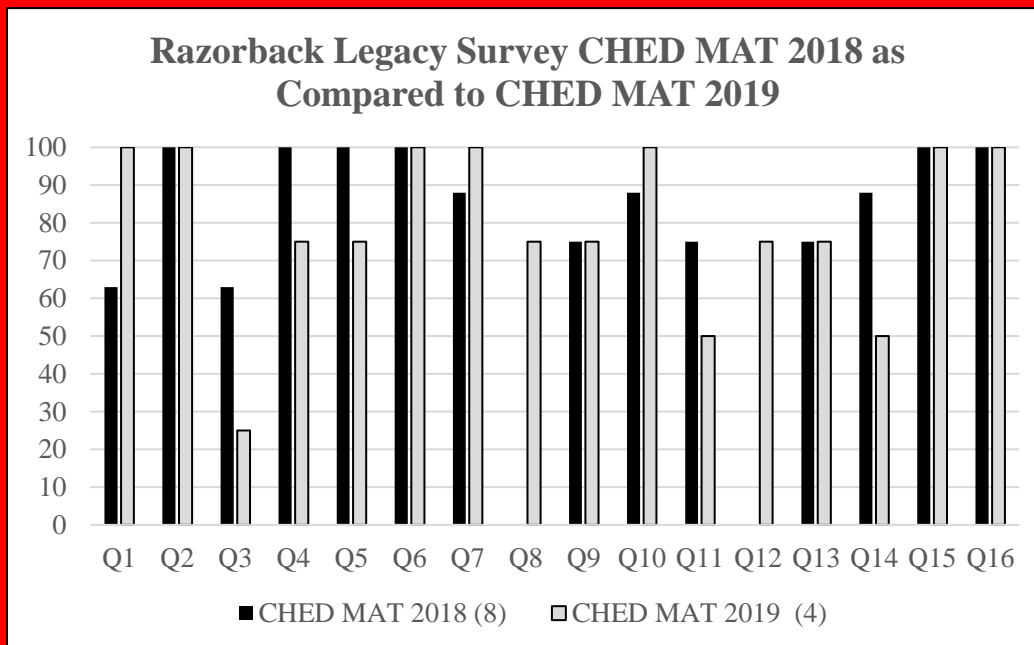
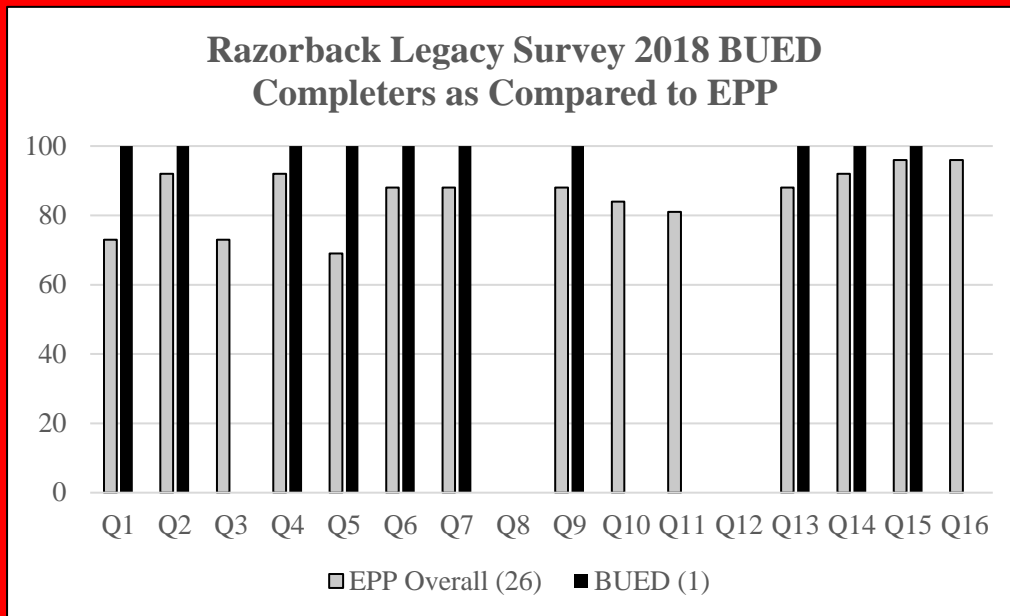
How did your administrator rate your overall teaching effectiveness on your last evaluation?



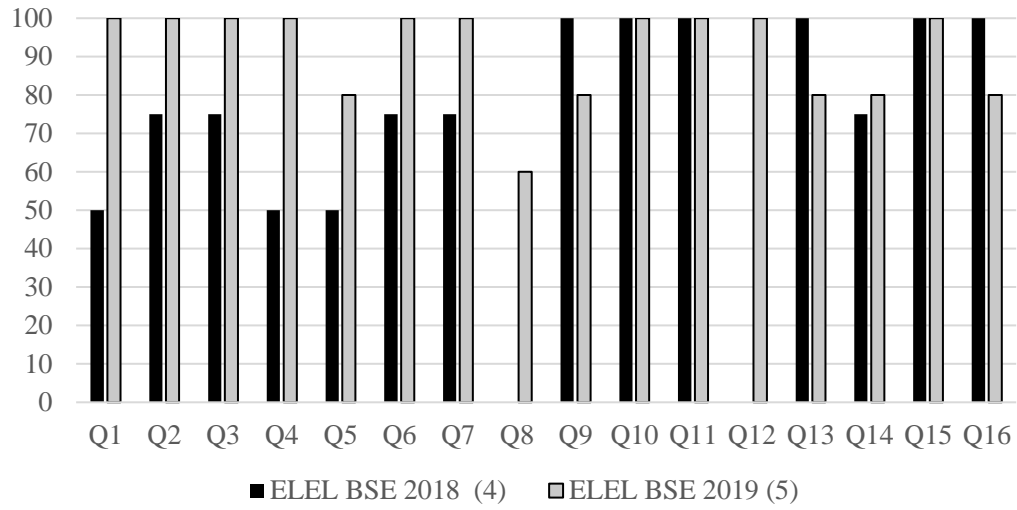
## Completer Surveys of 2018-2019 Completers

All data are disaggregated by program and compared to EPP Overall. Percentage of completers scoring at prepared or well-prepared. Not all programs received survey responses for both years. If a program is only represented in one cycle of survey data, their responses are compared to the EPP average for that same year.

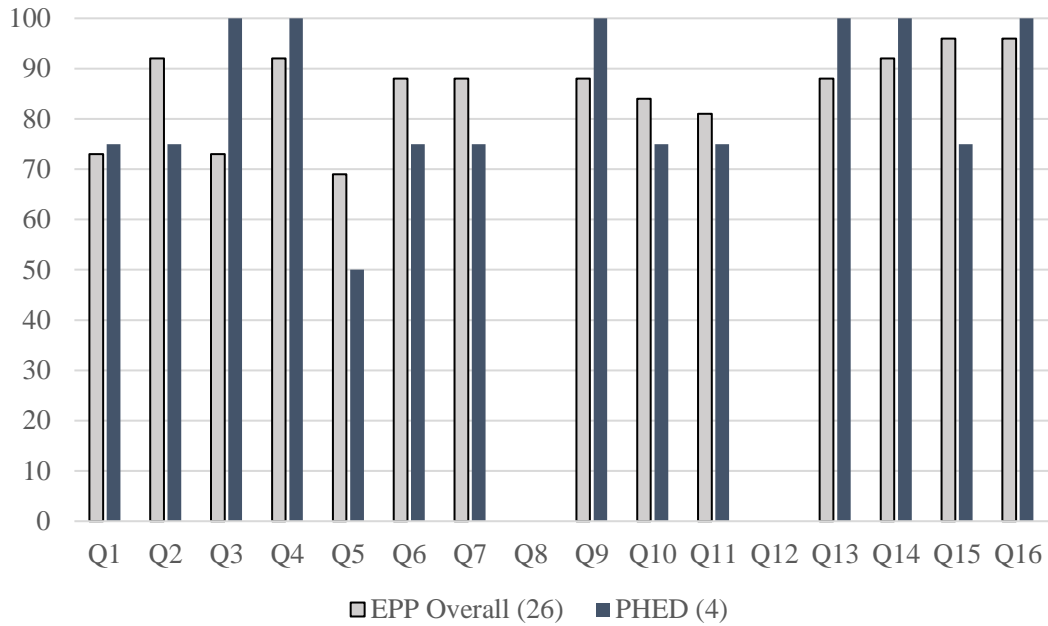




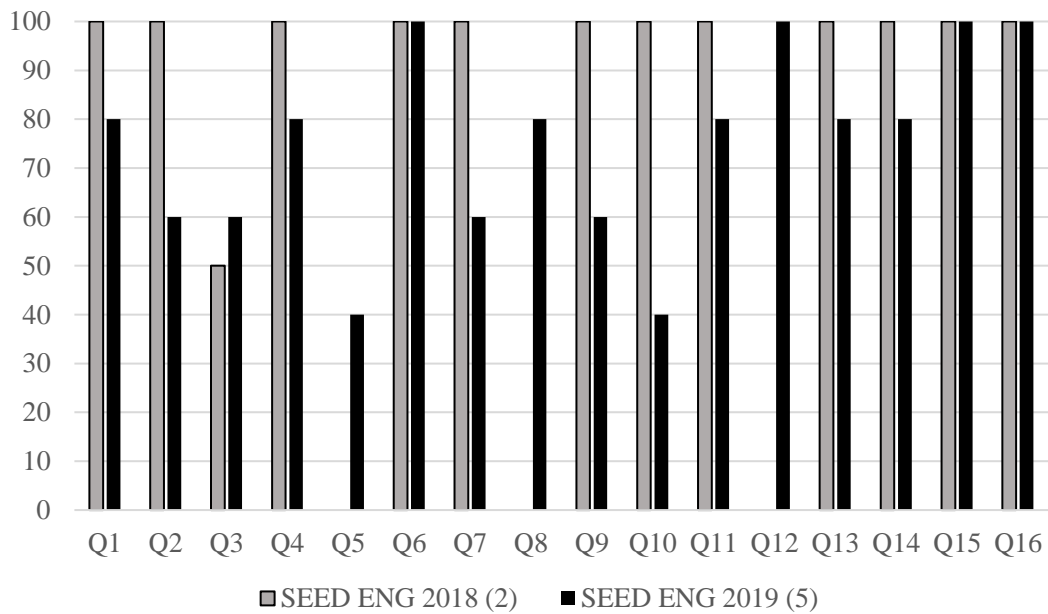
### Razorback Legacy Survey ELEL BSE 2018 as Compared to ELEL BSE 2019



**Razorback Legacy Survey 2018 PHED Completers as Compared to EPP**

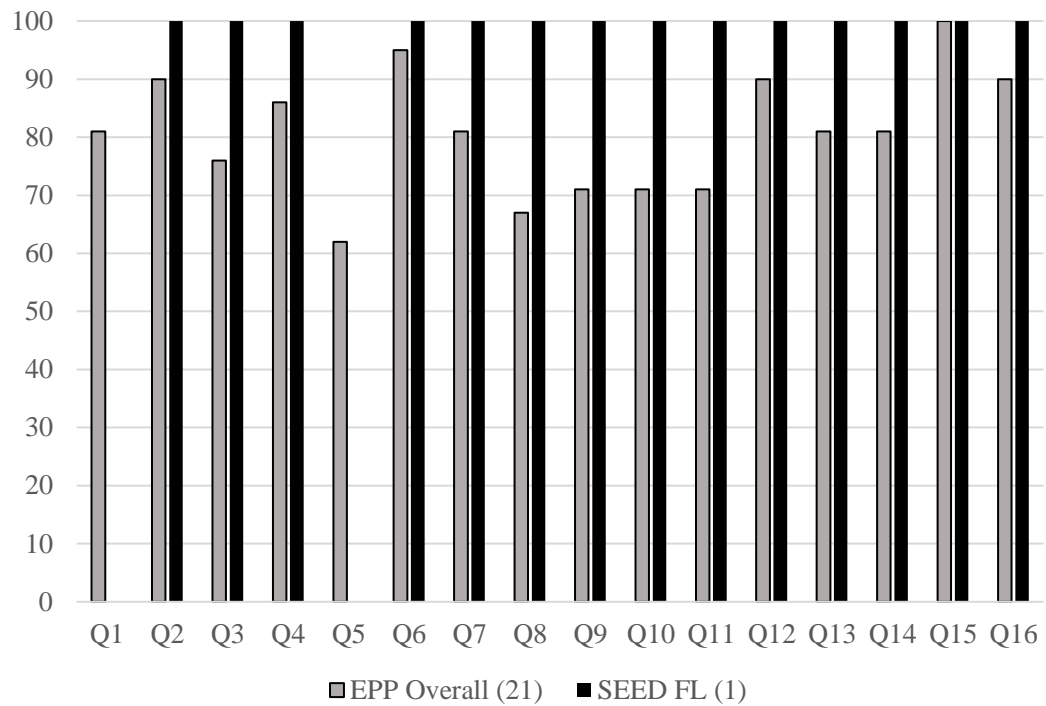


**Razorback Legacy Survey SEED ENG 2018 as Compared to SEED ENG 2019**

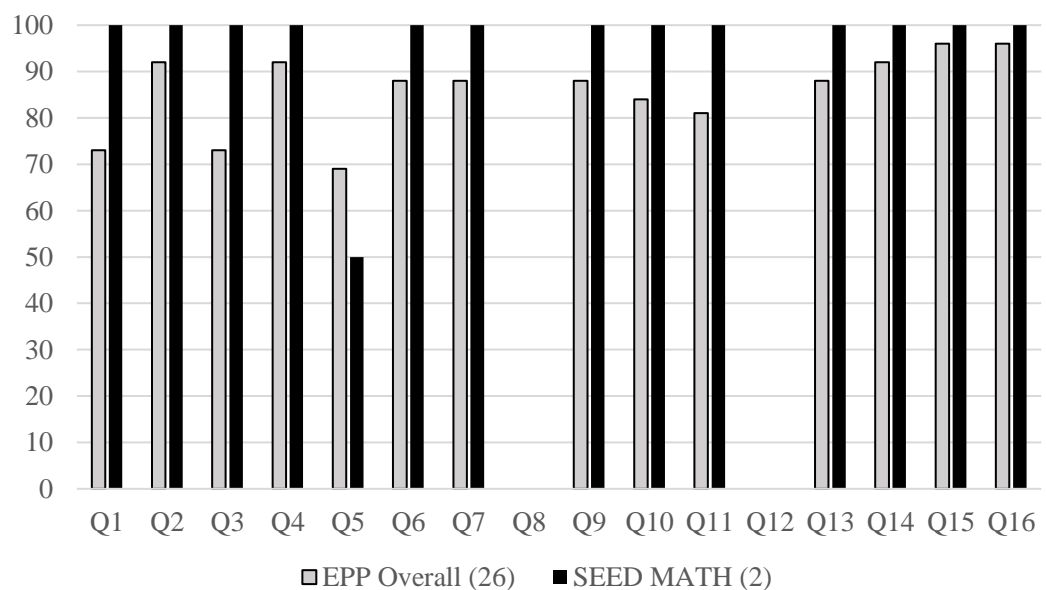




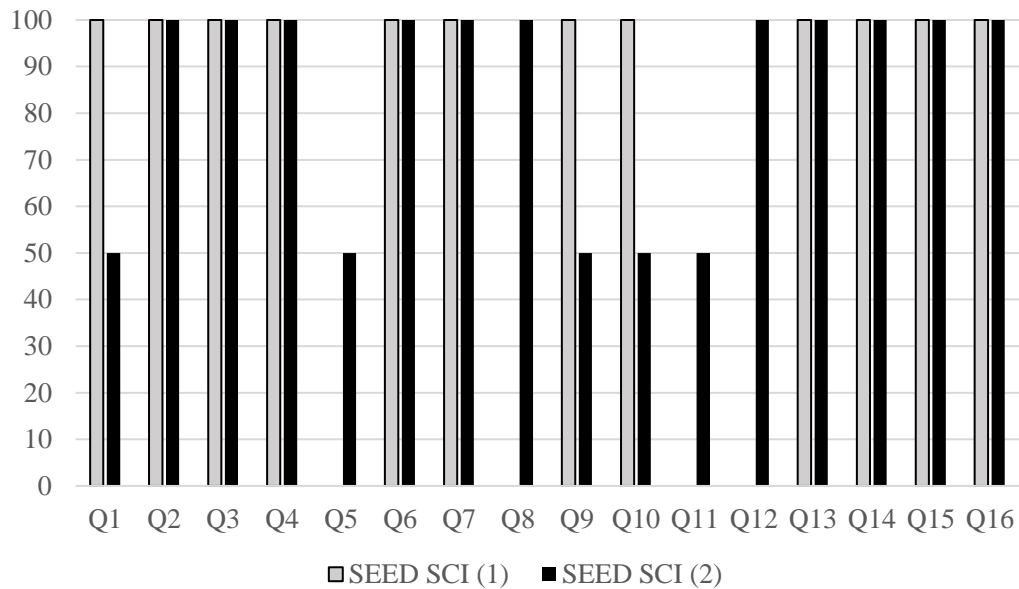
### Razorback Legacy Survey 2019 SEED Foreign Language Completer as Compared to EPP



### Razorback Legacy Survey 2018 SEED Math Completers as Compared to EPP



**Razorback Legacy Survey SEED Science 2018 as Compared to SEED Science 2019**



**Razorback Legacy Survey SPED 2018 as Compared to SPED 2019**

